



*...going one step further*



**A883**

**Latin**

- 1 M. biceps brachii
- 2 M. triceps brachii, caput mediale
- 3 M. pronator teres
- 4 M. flexor digitorum profundus, origo
- 5 M. flexor pollicis longus, origo
- 6 Ulna
- 7 M. pronator quadratus
- 8 Radius
- 9 M. brachioradialis
- 10 M. brachialis
- 11 M. extensor carpi radialis longus, origo
- 12 M. extensor carpi radialis brevis, origo
- 13 M. anconeus, origo
- 14 M. extensor carpi ulnaris, origo
- 15 M. anconeus, insertio
- 16 M. supinator
- 17 M. triceps brachii, caput laterale
- 18 M. flexor carpi radialis, origo
- 19 Humerus
- 20 Caput radii
- 21 Lig. anulare radii
- 22 M. abductor pollicis longus, origo
- 23 M. extensor pollicis brevis, origo
- 24 M. flexor carpi ulnaris
- 25 M. brachialis, origo
- 26 M. pronator teres, origo
- 27 Trochlea humeri
- 28 M. flexor digitorum superficialis, origo
- 29 M. brachialis, insertio
- 30 M. pronator quadratus, origo
- 31 Processus styloideus ulnae
- 32 M. pronator quadratus, insertio
- 33 M. supinator, insertio
- 34 M. biceps brachii, insertio
- 35 M. supinator, origo
- 36 M. brachioradialis, origo
- 37 M. extensor digitorum, origo
- 38 M. pronator teres, insertio
- 39 Processus styloideus radii
- 40 M. brachioradialis, insertio
- 41 Olecranon
- 42 M. triceps brachii, caput mediale, origo
- 43 Epicondylus medialis
- 44 Epicondylus lateralis
- 45 M. triceps brachii, insertio



# Elbow Joint

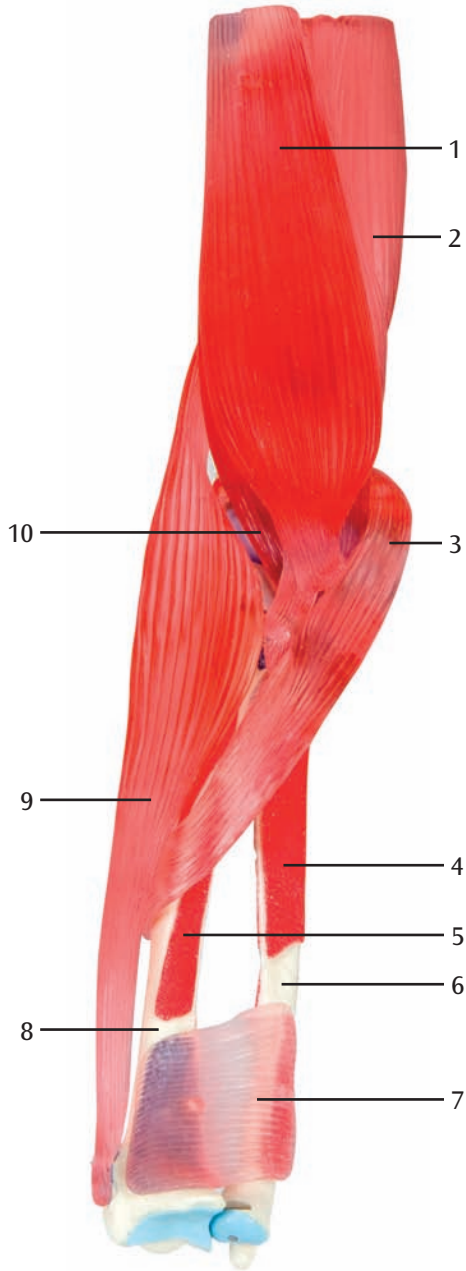
English

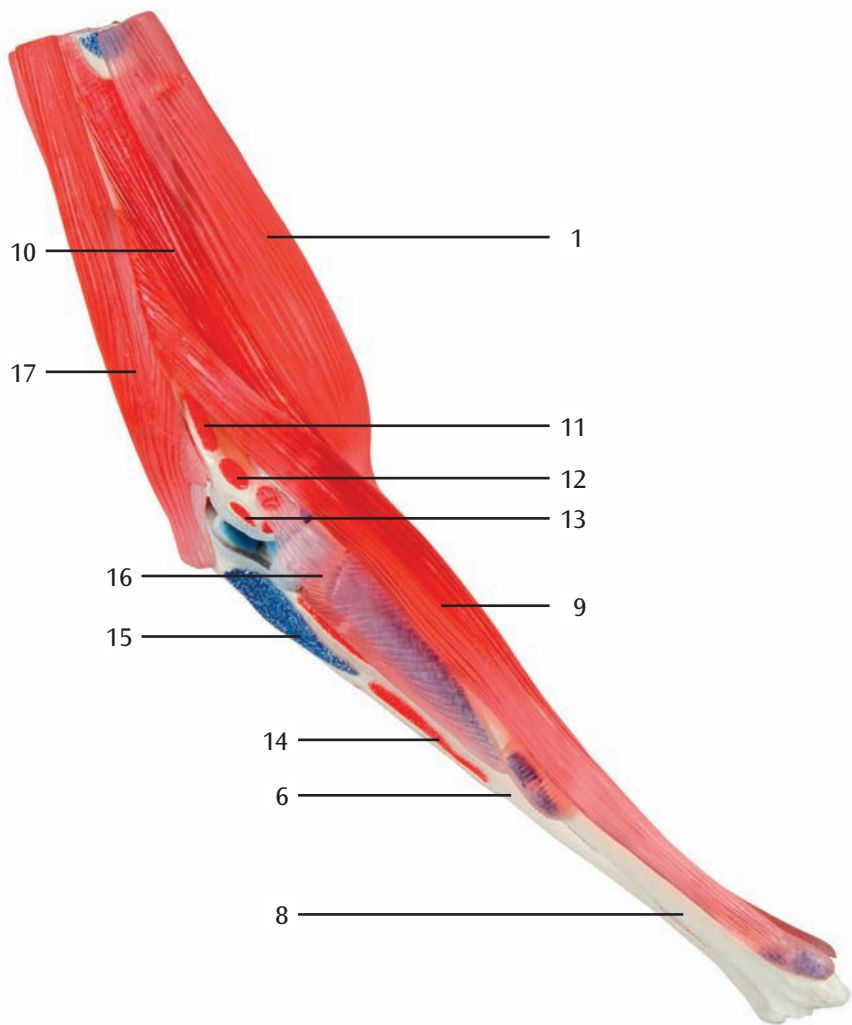
This model shows the right elbow of a male with individual muscles and the muscular origins and insertions on humerus, radius and ulna. For didactic reasons, the areas of the muscular origins and insertions are raised and color-coded (origin = red, insertion = blue).

The muscles can be attached to and removed from the corresponding areas of origin and insertion.

- 1 Biceps brachii
- 2 Medial head of triceps brachii
- 3 Pronator teres
- 4 Flexor digitorum profundus, origin
- 5 Flexor pollicis longus, origin
- 6 Ulna
- 7 Pronator quadratus
- 8 Radius
- 9 Brachioradialis
- 10 Brachialis
- 11 Extensor carpi radialis longus, origin
- 12 Extensor carpi radialis brevis, origin
- 13 Anconeus, origin
- 14 Extensor carpi ulnaris, origin
- 15 Anconeus, insertion
- 16 Supinator
- 17 Lateral head of triceps brachii
- 18 Flexor carpi radialis, origin
- 19 Humerus
- 20 Head of radius
- 21 Annular ligament of radius
- 22 Abductor pollicis longus, origin
- 23 Extensor pollicis brevis, origin
- 24 Flexor carpi ulnaris, origin
- 25 Brachialis, origin
- 26 Pronator teres, origin
- 27 Trochlea of humerus
- 28 Flexor digitorum superficialis, origin
- 29 Brachialis, insertion
- 30 Pronator quadratus, origin
- 31 Styloid process of ulna
- 32 Pronator quadratus, insertion
- 33 Supinator, insertion
- 34 Biceps brachii, insertion
- 35 Supinator, origin
- 36 Brachioradialis, origin
- 37 Extensor digitorum, origin
- 38 Pronator teres, insertion
- 39 Styloid process of radius
- 40 Brachioradialis, insertion
- 41 Olecranon
- 42 Medial head of triceps brachii, origin
- 43 Medial epicondyle
- 44 Lateral epicondyle
- 45 Triceps brachii, insertion







10

17

16

15

14

6

8

1

11

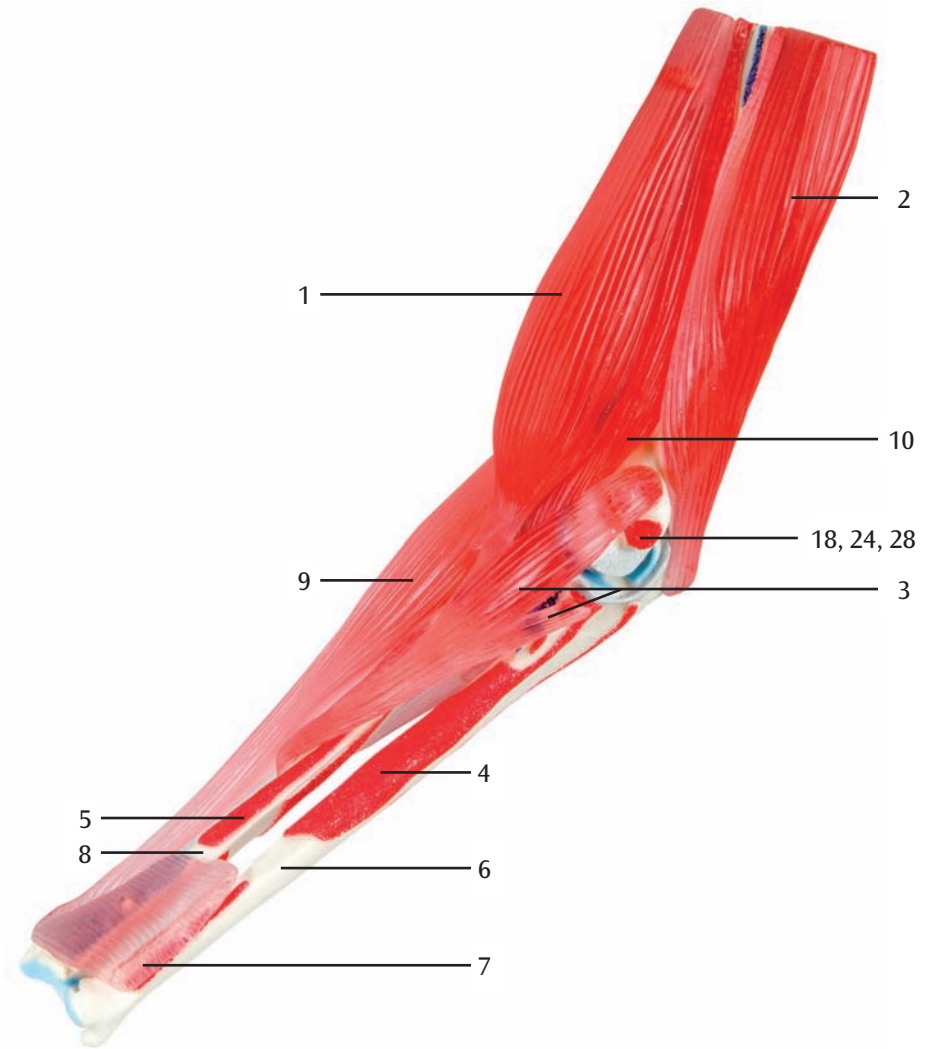
12

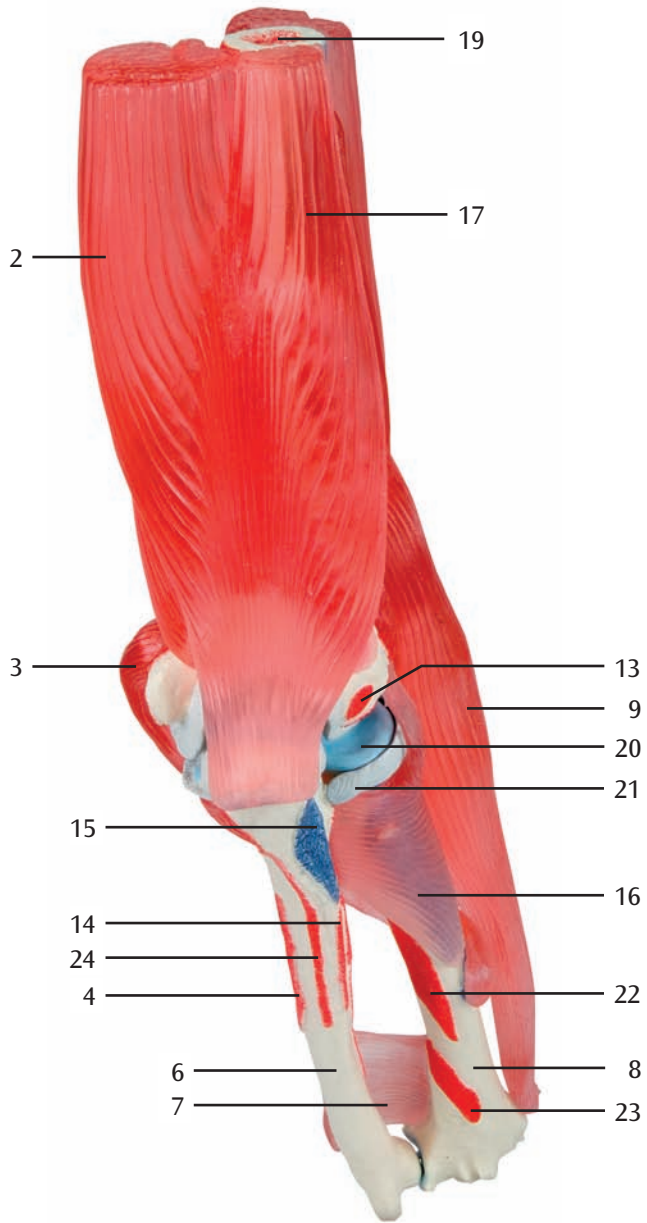
13

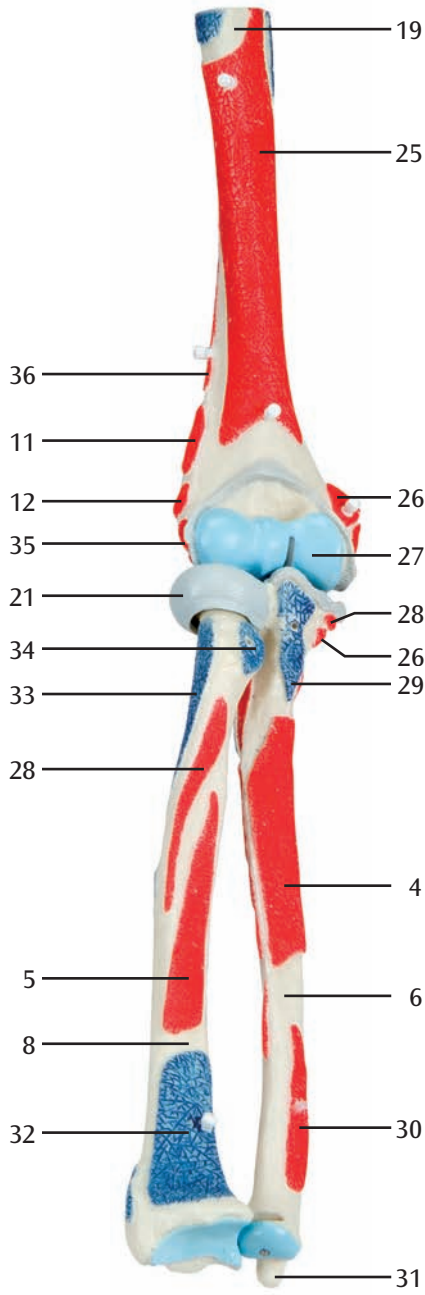
9

6

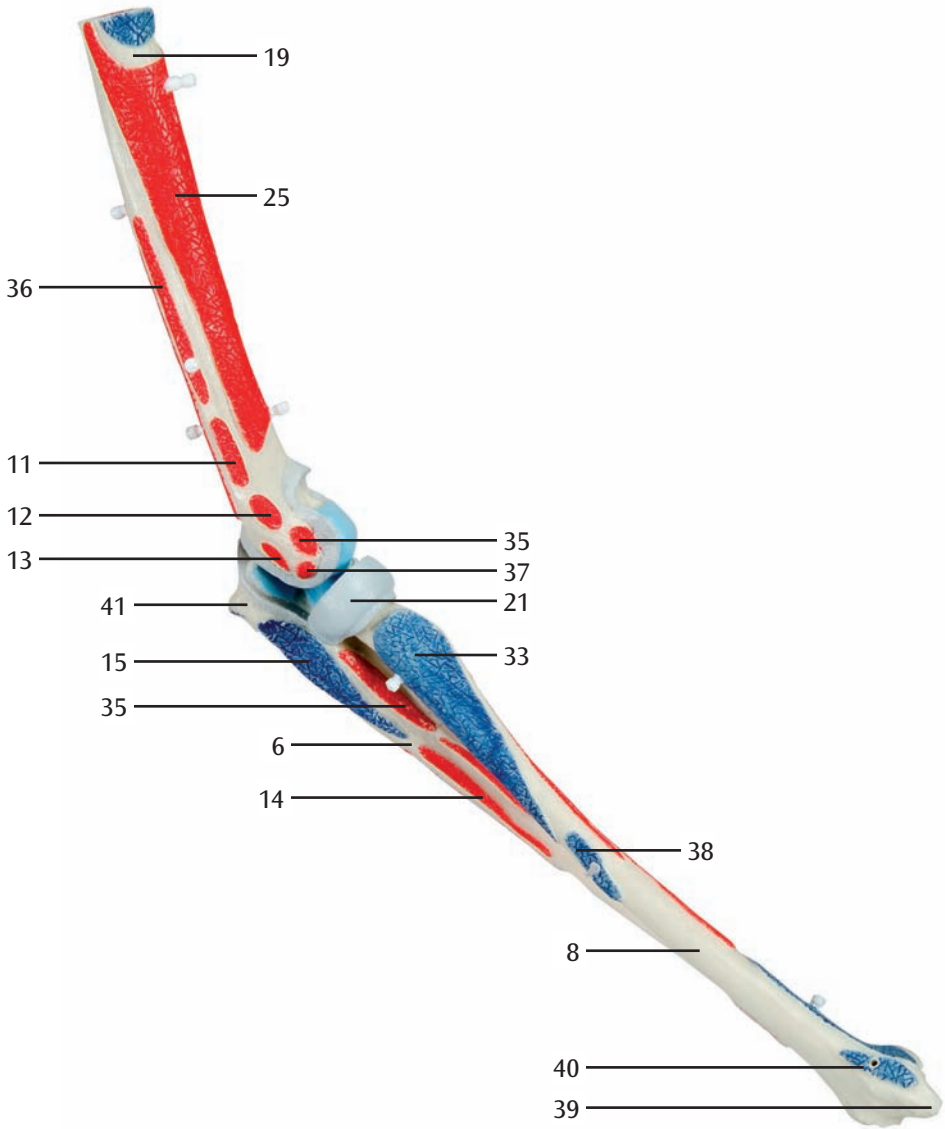
8

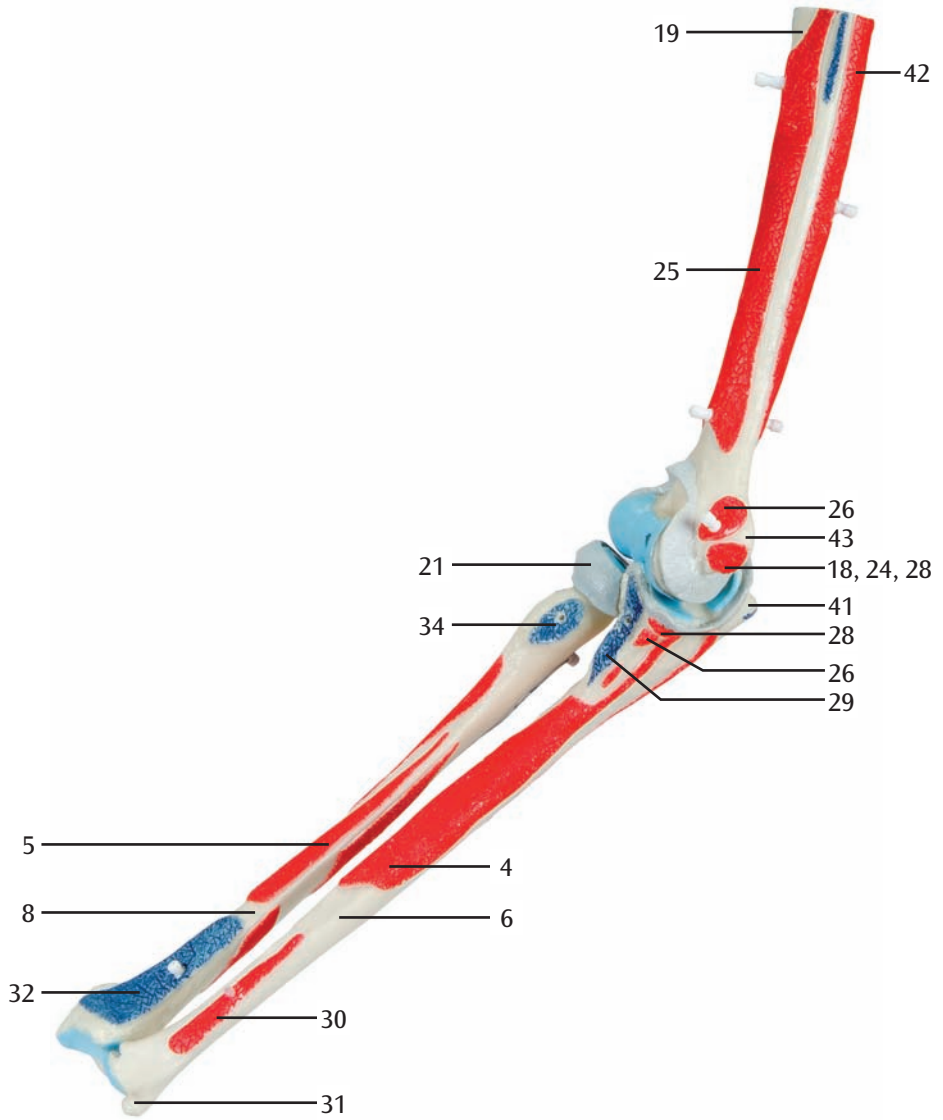


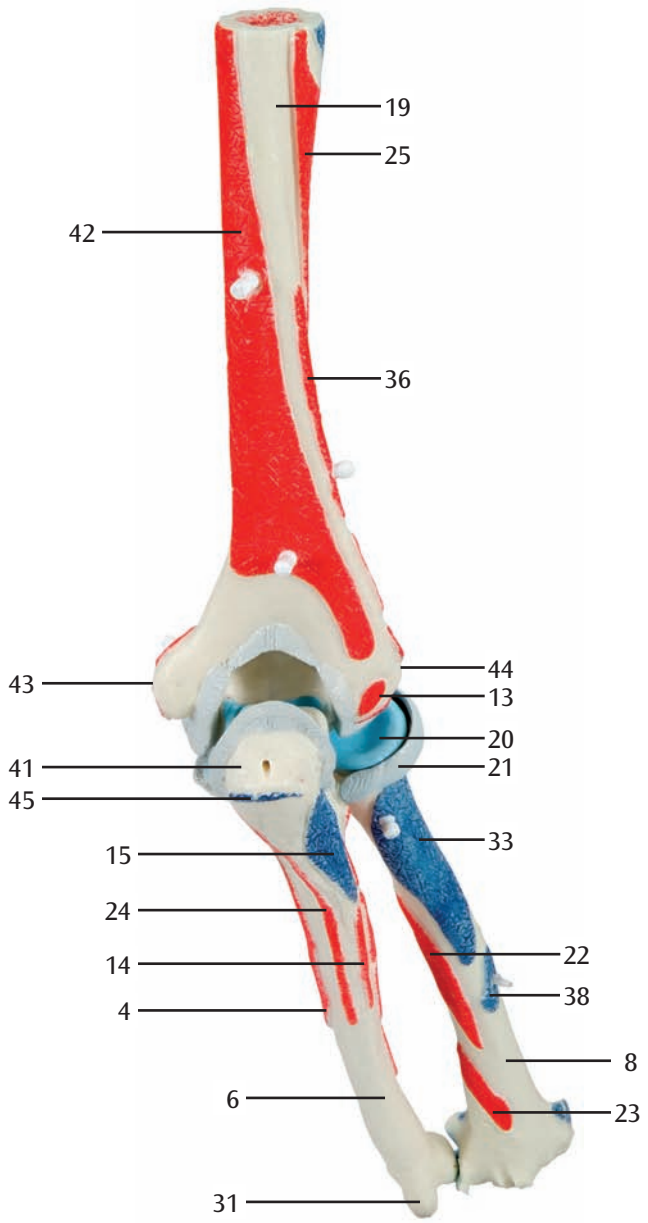












Also available from 3B Scientific®:

**A880 Shoulder Joint with Rotator Cuff**

Ebenfalls bei 3B Scientific® erhältlich:

**A880 Schultergelenk mit Rotatorenmanschette**

Tambien disponible en 3B Scientific®:

**A880 Articulación del hombro y manguito rotatorio**

Egalement disponible auprès de 3B Scientific® :

**A880 Articulation de l'épaule avec manchette des rotateurs**

Também disponível na 3B Scientific®:

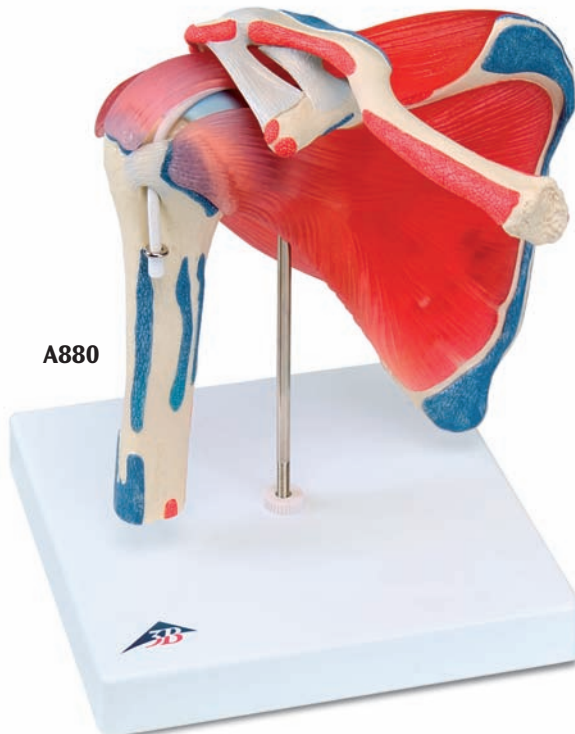
**A880 Articulação do ombro com manga de rotores**

Disponibile anche presso 3B Scientific®:

**A880 Articolazione della spalla con Cuffia dei rotatori**

3B Scientific®では他にも花のモデルをご用意しております

**A880 ローテーターカフ付肩関節モデル**



Also available from 3B Scientific®:

**A881 Hip joint**

Ebenfalls bei 3B Scientific® erhältlich:

**A881 Hüftgelenk**

Tambien disponible en 3B Scientific®:

**A881 Articulación de la cadera**

Egalement disponible auprès de 3B Scientific® :

**A881 Articulation coxofémorale**

Também disponível na 3B Scientific®:

**A881 Articulação do quadril**

Disponibile anche presso 3B Scientific®:

**A881 Articolazione dell'anca**

3B Scientific®では他にも花のモデルをご用意しております

**A881 股関節，筋付7分解モデル**

**A881**

