



HXHC1A-FS/-HS

Healthcare Warming Cabinet
Full and Half Stainless Door



HXHC1A-FS/-HS
02/03/26
Item # 13758

W x D x H

27.5" x 33.5" x 72"*
*with 4" casters



HXHC1A-FS



HXHC1A-HS

Item #: _____
 Project: _____
 Qty: _____
 AIA#: _____

Features

- ▶ **Maximum interior storage capacity in the smallest exterior footprint**
- ▶ **Interior, top-mounted heating element with fan to circulate heat through cabinet for optimal airflow; heat shield foamed-in next to heating element.**
- ▶ **3 preset setpoints for convenience: 130°F for Linens and Blankets, 110°F for Irrigation Fluids and 98°F for Blood products.**

- Stainless steel interior and exterior front, sides, and top provide resistance to rust, and is easy to clean
- Solid state digital controller with temperature alarms and LED display (Fahrenheit or Celsius)
- High/low temps. and door open audible alarms
- Built-in high temp safety switch and built-in overload protection
- Self-closing doors stay open at 90 degrees for easy product loading/unloading
- Exclusive stepped door design to protect recessed door gasket (magnetic snap-in gasket)
- ADA-complaint, full-length, flush-mount handle
- Sturdy 8-gauge stainless steel hinge plate with welded hinge pin
- Field-reversible doors
- Locks standard on all doors
- (4) epoxy-coated wire shelves are standard
- Shelf supports made of stainless steel
- Cabinet and doors are insulated with 2 3/8" of CFC-free, foamed-in place polyurethane
- Standard with 4 heavy duty, easy-to-roll casters (two with locks)
- Energy-efficient interior LED lighting
- UL61010 certified
- 10 ft. cord and plug

If GFCI is required, a GFCI breaker MUST be used in lieu of GFCI receptacle



Dimensions / Capacity

One Section

	HXHC1A-FS	HXHC1A-HS
Interior Storage Capacity (CF) (AHAM)	22.70 ft ³	22.62 ft ³
Overall Width x Depth	27.5" x 33.5"	27.5" x 33.5"
Height (including 4" casters)	72"	72"
Door Opening Width x Height	21.75" x 59.25"	21.75" x 27.75"
Depth with Door Open at 90°	59.25"	59.25"
Adjustable Shelves	4	4
Shelf Dimensions (W x D)	21.25" x 26"	21.25" x 26"
Crated Shipping Weight	340 lbs	340 lbs
Crated Length x Depth x Height	37.5" x 31.5" x 73.5"	37.5" x 31.5" x 73.5"

Electrical / Refrigeration

One Section

HXHC1A-FS/HXHC1A-HS

Voltage	115/60/1
HACR Breaker	15.0 Amps
Electrical Connection (NEMA)	5-15P Ⓢ
Voltage Range	104-126
Ambient Temp. Range	45° to 100°F
Control Setpoint Range	90° - 150°F
Amperage	10
Energy Consumption (w) @ASTM 2140-11	N/A

Options

- Epoxy shelves w/raised slides
- Additional epoxy shelves (HS-5052-1pk)
- HS-5666 4pk, HS-5664 1pk.
- Stainless steel shelves (HS-5054-1pk.)
- Stainless shelves w/raised slides
- Foot pedal (Rt. Hinge HS-5379)
- HS-5667 4pk, HS-5665 1pk.
- 6" Adjustable legs (HS-2073)



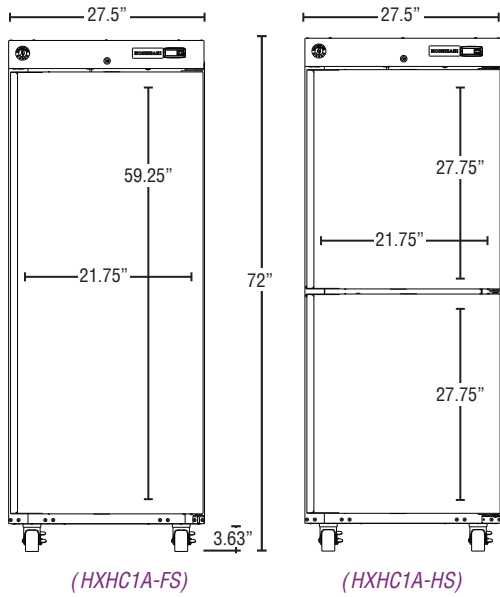


HXHC1A-FS/-HS

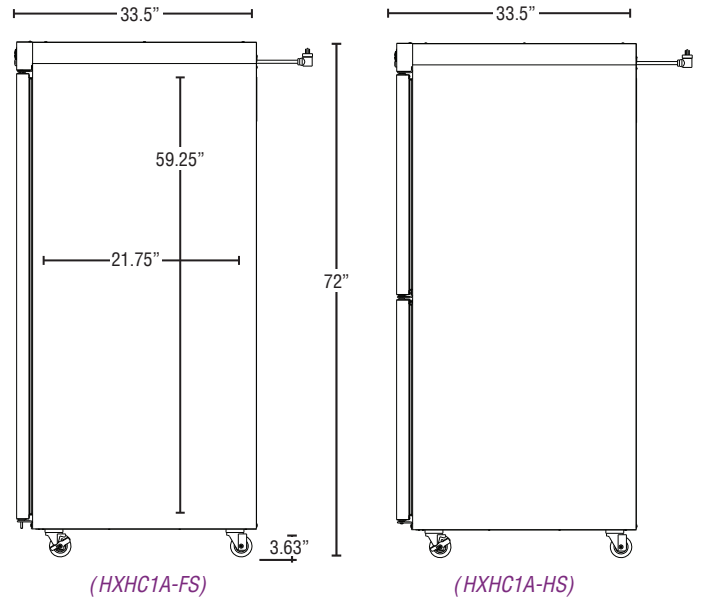
HXHC1A-FS/-HS
02/03/26
Item # 13758

Healthcare Warming Cabinet
Full and Half Stainless Door

FRONT VIEW

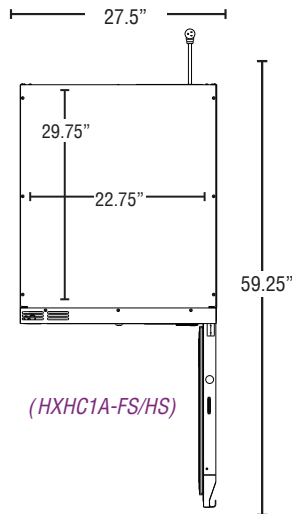


SIDE VIEW



Note: 0" Minimum clearance requirement on side, top and rear.

PLAN VIEW



Cabinet Construction

The exterior cabinet front, sides, and top are constructed of high quality stainless steel. The exterior back, and bottom are constructed of coated steel. The cabinet interior is constructed of stainless steel with a unique ducted air flow system. Three (3) heavy duty epoxy coated shelves per section are standard. Mounted on stainless steel pilasters shelves are adjustable in 1" increments. Cabinet walls and doors are insulated with 2-3/8" of environmentally friendly, CFC free, foamed in place polyurethane. 4" polyolefin, casters (two with brakes) are standard.

Door Construction

Doors are constructed of a high grade stainless steel exterior and interior and are standard with locks. Hoshizaki's exclusive "stepped" design protects the recessed gasket while product is being removed from the cabinet. Doors are provided with a one piece, full length extruded aluminum flush mount handle and are mounted on eight (8) gauge stainless steel hinge plates with a welded hinge pin. Spring assisted self-closing doors are equipped with a stay open feature past 90 degrees. Snap-in magnetic door gaskets are easily removed for cleaning. Door hinging is field reversible.

Operating System

The heating system consists of a high temperature fan which pulls air from the cabinet space and blows it across a resistive heater. From there, the air passes through a duct, which disperses the air equally across the height and depth of the cabinet through a carefully engineered louver pattern. A built-in ceramic heat shield adjacent to the heating element protects the blown foam insulation from contracting in the locally hot temperatures, maintaining the cabinet's structural integrity. A 6000 K LED lighting system illuminates the interior of the cabinet when the door is opened. Specialty high-temperature rated gaskets are recessed from the interior of the door, protecting them. Solid state digital controls monitor the operation and maintain proper temperature of the cabinet space. The controls provide visual high and low temperature and high and low voltage alarms. The LED display shows the cabinet temperature and is adjustable to Fahrenheit or Celsius. The 1-sections are 115 volts and the 2 sections are 208/230 volts.



Warranty

Seven year warranty on labor, parts, and compressor. Valid in United States, Canada, Puerto Rico and U.S. Territories.