







Probe Image	Probe type	Model	Freq (MHZ)	Bandwidth (MHZ)	Radius/Footprint	Application
	Convex& Cardiac	C5-2Fs	3.5	2-5	R50	Emergency Cardiac, Abdomen, OB/GYN, Urology, Lung
	Convex	C5-2Ks	3.5	2.5-5	R60	Abdomen, OB/GYN, Urology, Lung
	Linear	L11-4Ks	7.5	6-11	L40	Vascular, Small Parts, Breast, MSK, Nerve, Anesthesia
	Small Linear	L11-4Gs	8.0	6-11	L25	Nerve, Anesthesia, Vascular, Small Parts, Breast, MSK
	Micro-convex	C8-5Ks	6.5	5-8	R15	Neonatal Abdominal, Small Parts, Neonatal Cardiac
	Transvaginal	E10-4Ks	6.5	5-8.5	R10	Obstetrics/Gynecology, Urology, IVF, Pelvic