

**Cloud Monitoring Solution provides instant data access and alert notifications to ensure that you never miss a critical event.**

### STEP 1

**Unpackage data logger and validate components.**

Safeguard the ISO 17025 Digital Calibration Certificate for regulatory compliance. Additional charges apply for certificate regeneration. Write down data logger Serial No.

### STEP 2

**Watch video to install external sensor in appliance**



A permanent power supply to the data logger using the wall plug and micro USB cable is required. This method must be used as the primary power source. Batteries are the back up source to ensure your device continues to log in the event of a power outage or accidental removal of power.

### STEP 3

**Contact IT Department and gather data :**

Network Name / Password  
Download LogTag Analyzer 3

<https://logtagrecorders.com/software/logtag-analyzer/>

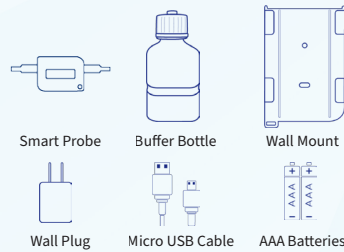

### STEP 4

**Watch LogTag online Connectivity video**



**Connect micro USB cable to computer and data logger to complete WiFi connectivity.**

ISO 17025 Accredited  
Calibration Certificate



### DL11BWIFI

WiFi data logger has been preconfigured:

Date/Time (EST)  
Celcius Scale

Five (5) Minute Logging Interval  
Lower Alarm <2C  
Upper Alarm >8C

Batteries installed; Use 110V wall outlet power supply

**The Wifi data logger is configured via a PC using LogTag® Analyzer. Wireless connection data are configured using the LogTag® Online Connection Wizard.**

### LogTag Analyzer (LTA)

LTA required for product operation. Changes to the preconfigured settings can be made within LTA or you can proceed to finishing details of the WiFi data logger (User ID, start method, pre-start recording, start delay, and password) and create your LTO account to receive free email alerts. Basic Free LTO Account Includes: use of 2 email addresses to receive email alert only.

### LogTag Online (LTO)

You may choose to upgrade your WiFi data loggers full functionality by purchasing a paid LTO subscription. Activation Code Required  
**contact info@thermcoproducts.com**

### Standard Paid Account Includes:

12 month Plan • Access to 1 full location  
Unlimited email addresses  
Email/SMS/WhatsApp notifications  
(unlimited US / limited (25/month) international)

**DL11BWIFI \$45.00 / 12 month Subscription**

**DL22BWIFI \$95.00 / 12 month Subscription**

Activation Code Required

## Start

### Starting your DL11BWIFI

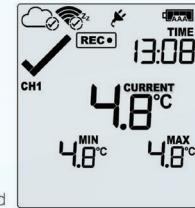
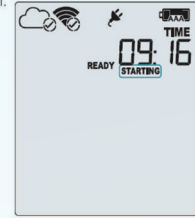
Press and hold the **START/Clear/Stop** button.

**STARTING** will appear along with **READY**. Release the button once **READY** disappears.

**The DL11BWIFI now records temperature data.**

The Logger will **not** start if:

- You release the button before **READY** disappears.
- You keep holding the button for more than 2 seconds after **READY** disappears.
- The backup battery is critically low and the Logger is not connected to power.



## Resources

Use this **Quick Start Guide** as a basic overview to set up the WiFi data logger. Kindly invest the time to review all the features and functionality your data logger is capable of providing for critical temperature monitoring needs.

## User Manual

Complete product user guide



## LTO Resources



Access tutorials, videos, troubleshooting  
**LogTag Recorders.com**

# DL11BWIFI

## Single Channel Wifi Data Logger

Temperature Monitoring  
For Refrigerator/Freezer

WiFi & Bluetooth Enabled  
For Critical Alerts

Stores up to 16K Readings Per Channel  
Expandable for Second Channel

Non-Breakable Buffer Bottle with Glass Beads  
Suitable Thermal Buffer in any Appliance

Audible Alarm & Red LED Excursion Signals

ISO/IEC 17025 NIST  
Calibration Certificate Included

User Friendly By Design Free  
Intuitive Software

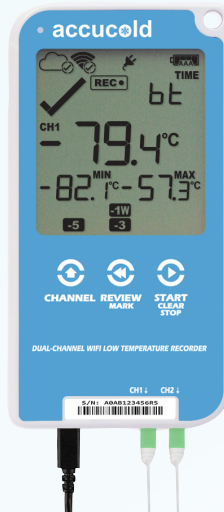
Smart Probe Included  
Recalibration Not Required

Secure Data Collection  
Meets FDA 21 CFR Part 11

CE / FCC / ROHS / ISO 17025

LTO Mobile App enables access of  
Standard Paid Account to record, store,  
and share logger data, receive  
alarm notifications, and view logger  
information without  
requiring a computer.

thermco products, inc. & logtag  
are 3rd party vendors for product  
support and calibration



# DL11BWIFI

## Single Channel Wifi Data Logger

Temperature Monitoring  
For Refrigerator/Freezer

# accucold®

# Quick Start Guide



# DL22BWIFI

## Dual Channel Wifi Data Logger

Temperature Monitoring  
For Refrigerator/Freezer