

DIALYSIS SUPPORT, DELIVERED EFFORTLESSLY

Our dialysis service trolley provides clean, quick, and easy access to all equipment needed for connecting or disconnecting patients from dialysis machines

✓ LIGHTWEIGHT

Easy to handle, lift, and position with minimal effort

✓ CLEANABLE

Smooth aluminum and plastic surfaces allow quick disinfection

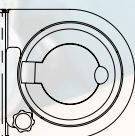
✓ EASY TO PUSH

Highly maneuverable, perfect for busy clinical settings

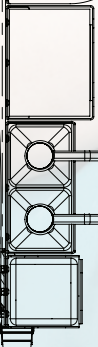
ACCESSORIES INCLUDED:

- ☑ Wide work surface
- ☑ 2 Disinfectant bottle holders
- ☑ Wet wipe holder
- ☑ Swab box holder
- ☑ Glove box holder
- ☑ Waste Bin
- ☑ Silicone wheels with brakes
- ☑ Sharps container Holder

INTERNAL DIMENSIONS:



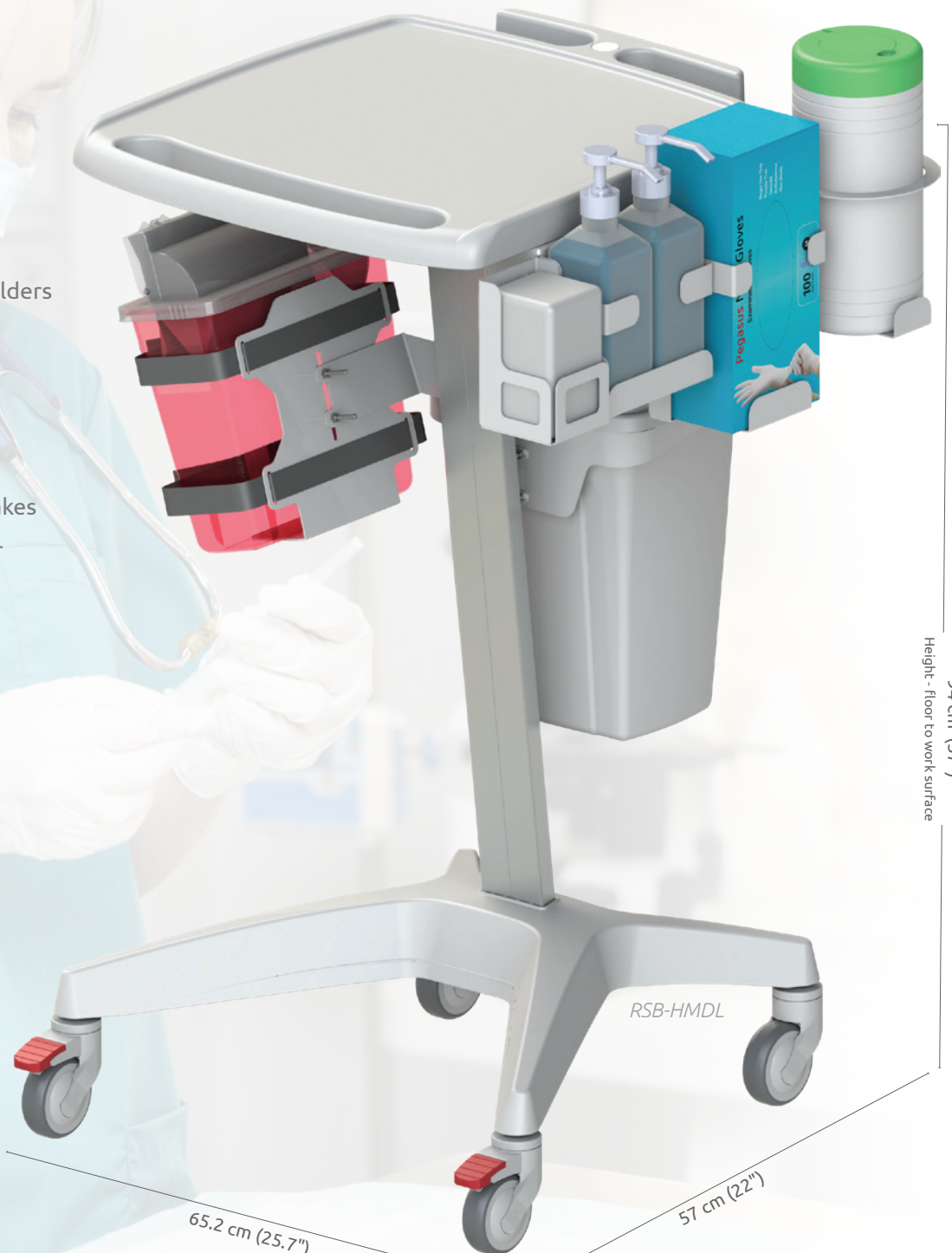
Wipes holder
11.5 cm (4.5")
Max Diameter



Glove box holder
L 9 cm (3.6")
W 12.5 cm (4.9")
H* 19 cm (7.5")
* Minimum height

Double bottle holder
L 7.5 cm (3")
W 14.5 cm (5.7")

Swabs box holder
7.5 cm (3/3")



94 cm (37")
Height - Floor to work surface

65.2 cm (25.7")

57 cm (22")

RSB-HMDL