

■ PREMIER COLLECTION

Alō Treatment

Available: Power, Manual, Power XL, Manual XL

The Alō Treatment recliner is our premium choice for treatment seating in oncology and infusion settings. Curated for the highest quality of care and aesthetics, the Alō Treatment combines form and function to create a stunning selection for any healthcare facility. Standard features allow maximum flexibility to design the look you need without sacrificing acute functionality. These medical recliners are available in a wide variety of fabrics and finishes.



Key Benefits

- The quick-release seat allows for complete cleaning and disinfecting, and swing-away arms allow for safe no-barrier lateral patient transfers.
- With fold-away tables, foot tray, and quick-release seats, caregivers get more versatility and convenience from a Champion recliner.
- Infinite recline positions and either stationary or swing-away arms provide optimal patient comfort and better access for caregivers.
- For quality engineering and patient-centric innovation that prioritizes functionality, safety, and comfort, Champion products comply with ISO 13485 and are made in the USA.

Common Applications:

Oncology & Infusion Settings

Standard Features



Trendelenburg Positioning




Swing-Away Arms



Foot Tray



Fold-Down Side Table

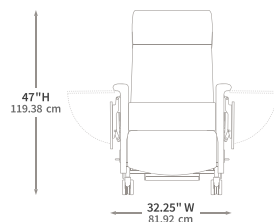


Push Handle

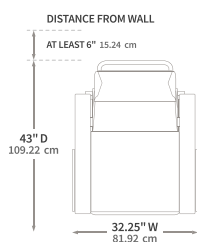
(Additional standard features are also included. Talk to a Sales Rep for details.)

Space Requirements

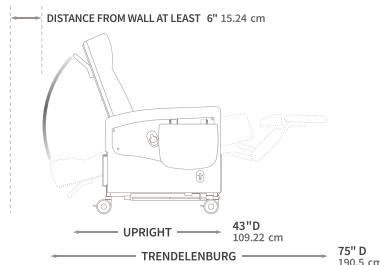
Front View



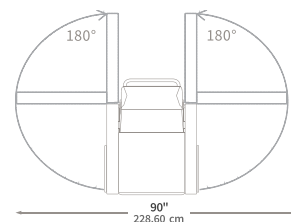
Top View



Side View



Top View with Swing Away Arms



Shown with optional second, fold away table.


Specifications

	Straight Back	Wing Back	XL Straight Back	XL Wing Back
Powered Recline	Yes, Model: 61P	Yes, Model: 63P	Yes, Model: 62P	Yes, Model: 64P
Manual Recline	Yes, Model: 610	No	Yes, Model: 620	No
Weight Capacity	300 lbs. / 136 kg	300 lbs. / 136 kg	500 lbs. / 226 kg	500 lbs. / 226 kg
Back Height (from floor ♦ from seat)	47" ♦ 29" 119.40 cm ♦ 73.70 cm	49" ♦ 31" 124.46 cm ♦ 78.74 cm	48" ♦ 30" 121.92 cm ♦ 76.20 cm	49" ♦ 31" 124.46 cm ♦ 78.74 cm
Overall Width (arms closed)	32.25" / 81.92 cm	32.25" / 81.92 cm	36" / 91.44 cm	36" / 91.44 cm
Seat Width	22.75" / 57.79 cm	22.75" / 57.79 cm	26.75" / 67.95 cm	26.75" / 67.95 cm
Seat Height ♦ Seat Depth	24.50" ♦ 20.50" 62.20 cm ♦ 52.10 cm	24.50" ♦ 20.50" 62.20 cm ♦ 52.10 cm	24.50" ♦ 20.50" 62.20 cm ♦ 52.10 cm	24.50" ♦ 20.50" 62.20 cm ♦ 52.10 cm
Arm Height (highest point from floor)	29" / 73.70 cm	29" / 73.70 cm	29" / 73.70 cm	29" / 73.70 cm
Overall Upright Depth (with handle)	43" / 109.22 cm	44" / 111.80 cm	43" / 109.22 cm	44" / 111.80 cm
Dual Thermoplastic Casters (diameter)	4" / 10.16 cm	4" / 10.16 cm	4" / 10.16 cm	4" / 10.16 cm

Available Options



Straightback Design



USB Charging Port



Central-Locking Caster System



Heat + Massage Tabletop Switch



Tablet Holder