

SERO 12

BLOOD BANKING CENTRIFUGE

Part # 00-483-009-001

The SERO 12 is carefully designed to facilitate high-quality blood grouping, typing, cross matching, and other cell-washing procedures. Based on the world's most popular blood banking centrifuge and using the same rotors, the SERO 12 ensures samples are efficiently processed, with no individual handling necessary and a convenient automatic pop-lid.

Easy to Use

The fully digital display makes it easy to customize cycle parameters in 5 or 15 second increments. Save up to 10 cycles, enabling easy spinning and simplifying validation. Spin 6 capped or 12 uncapped 13 x 75 mm blood tubes with minimal handling (up to 16 x 100 mm tubes with additional rotor). Tube positions are numbered for quick identification.

Easy to Monitor

See cycle status at a glance with the SERO 12's LED lid lighting: off when the centrifuge is ready to load, on when running, and flashing at the end of the cycle.

No Individual Handling

Tubes can be batch filled, centrifuged, transported, incubated, and emptied using the interchangeable heads that also function as carriers.

Safe and Durable

The SERO 12 auto-pop lid locks securely during a run, and pops open automatically when the spin is done. The brushless motor and reinforced carbon fiber components ensure years of operation with no routine maintenance.

A Great Value

Unbeatable quality for any budget. The SERO 12 is ready to run with a 2-stage swing-out rotor and 2-year warranty included in the affordable price.



Uses Sero-Fuge™ Rotors

The SERO 12 is compatible with all rotors from the world's most popular blood banking centrifuge.



Included with purchase

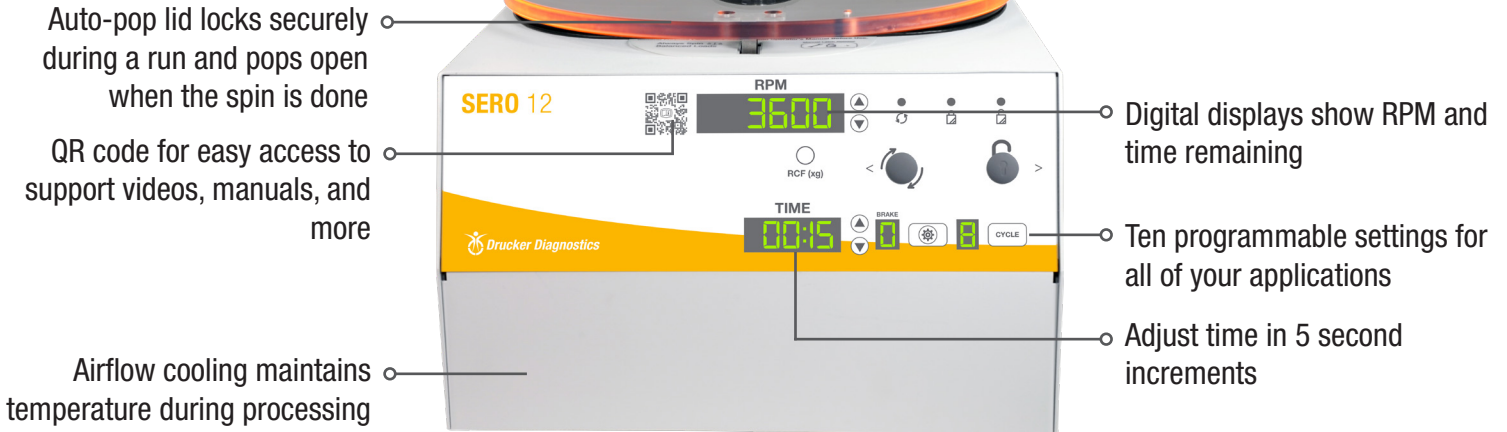


Sold separately

Applications	Max Speed	Max Capacity	Included	Warranty
Cell Washing Blood Grouping & Typing Cross Matching	3600 Max RPM 1040 xg Max RCF	6 x capped up to 100 mm 12 x uncapped up to 75 mm	12 Place Rotor	2 years Extended warranty options available

Designed, built, and supported in the USA

SERO 12





Rotor Compatibility

Transition to a new centrifuge without interrupting workflow. The SERO 12 is compatible with all rotors from the world's most popular blood banking centrifuge.

Free 30-Day Evaluation (U.S. Only)

Standard Preset Cycles	Time	RPM	G-Force
Cycle 1	15 sec	3600	1040

Part Numbers	
Centrifuge	00-483-009-001
Included	12 Place Rotor (1 qty)  02-001-0-0019
	6 Place Rotor (1 qty)  0526-001-000
Optional	1 yr Warranty Extension 03-0-0007-0003
	2 yr Warranty Extension 03-0-0007-0004
	3 yr Warranty Extension 03-0-0007-0005

Specifications	
Sound level	61 dBA
Dimensions (W x D x H)	13 x 15 x 9 in 33 x 38.1 x 22.9 cm
Weight	27 lbs (12.3 kg)
Maximum Speed	3600 RPM
Maximum RCF	1040 xg
Voltage	100-240 (+/- 10%)
Frequency	50/60 Hz

