

642M

12V DC MOBILE CENTRIFUGE

Part # 00-077-009-000

The 642M facilitates efficient routes and longer range for mobile phlebotomists by providing centrifugation in the vehicle. Spin specimens within two hours of draw and run the most convenient route without the need to return to the central lab. Powered directly from a vehicle's 12V electrical supply, the 642M provides horizontal centrifugation for high quality gel tube separation and two-button operation for maximum repeatability.

Easy to Use

The simple interface runs the preset cycle (10 minutes at 3400 RPM/1650 xg) at the touch of a button. Runtime can be set from 1 to 30 minutes.

Designed for Mobile Centrifugation

With in-vehicle centrifugation, phlebotomists are free to plan a day-long route without returning to the lab. This affordable device can greatly increase range of service and productivity without sacrificing specimen quality or patient outcome.

Built to Last

No routine maintenance. The brushless motor and unique convection-based cooling system ensure years of high-quality separations.

Engineered for Safety

Ensure maximum safety with the clear, shatterproof lid, which locks until the centrifuge has stopped completely.

A Great Value

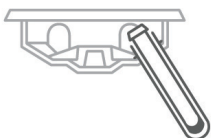
Each unit arrives ready to run with horizontal rotor, carriers, car seat and 2-year warranty included in the affordable price.



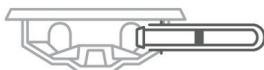
2-Stage Horizontal Rotor

Our patented swing-out rotor design incorporates a unique test tube holder that produces horizontally separated samples, ideal for transportation.

Loading Angle




Rotation Angle



Applications	Max Speed	Max Capacity	Included	Warranty
Chemistry, Coag, PPP	3400 Max RPM 1650 xg Max RCF	6 x up to 16 x 100 mm or 10 mL tubes	Horizontal Rotor Car Seat 6 x 16 x 100 mm Blue Carrier	2 years Extended warranty options available

Designed, built, and supported in the USA

642M Centrifuge



Travel Safely with the New, Included Mobile Car Seat

The 642M mobile centrifuge now includes a specially designed foam car seat to ensure stability during transit. This new accessory provides peace of mind and keeps your centrifuge safe and protected, even while on the go.

Standard Preset Cycles	Time	RPM	G-Force
Cycle 1	10 min	3400	1650

Part Numbers	
Centrifuge	00-077-009-000
Included	16 x 100 mm Carrier, Blue (6 qty)
	Car Seat
Optional	1-1.5 mL Microtainer Tube Adapter (6 qty)
	1 yr Warranty Extension
	2 yr Warranty Extension
	3 yr Warranty Extension

(adapters available for a variety of tube sizes)

Specifications	
Sound level	65 dBA
Dimensions (W x D x H)	12 x 14 x 9 in 30.5 x 35.6 x 22.9 cm
Weight	12 lbs (5.4 kg)
Max RPM	3400 RPM
Max G-Force	1650 xg
Power	12V

