



# HOSPITAL FURNITURE

*Quality, Comfort and  
Convenience*



## PATIENT BEDSIDE CABINETS

*Our patient Bedside Cabinets come assembled and are offered in wood grain laminate or ABS plastic.*

- Color offered in wood laminate: Maple
- Color offered in ABS: Blue
- ABS plastic Bedside Cabinet top has a lip on 3 sides preventing item from falling off
- Left or Right mountable hanger for either Bedside Cabinet
- Wood laminate comes with a slide out shelf, draw, closet and a vented drawer
- ABS plastic comes with a slide out shelf, drawer, closet and a vented shelf
- 4 x 2" casters, front casters are locking
- Dimension: L 22" x W 19" x H 30"



## PATIENT OVERBED TABLE

*Medegen's Overbed Tables are designed to be:*


- STABLE – with an “H” shaped base and four casters (2 x 1" and 2 x 2")
- DURABLE – we offer two options: wood grain laminate or ABS Plastic
- FUNCTIONAL – our Overbed Table has a gas spring lifting column with a fingertip self-locking handle enabling Healthcare workers to adjust the table height from 30" up to 41". Accommodating the Patient Bed, Stretcher, Chair/Recliner or a Wheelchair
- Overbed Table Dimensions are: L 35" x W 17"
- Overbed Tables are available in ABS plastic color Blue and Wood Laminate color Light Maple
- Table Weight capacity is 60 LBS

# HOSPITAL FURNITURE

## RECLINER-SLEEPER

### 4 Gas Spring Back

The recliner has a Gas Spring back making the transition from recliner to sleeping surface effortless.



### 1 Arm Rests

Arm rests are made of soft comfortable foam.



### 6 Braking Caster

Recliner comes with 4 x 3" casters, 2 are locking and are toe operated.



1

2

3

3



4

5

6

### 5 Operating Handles

Operating Handles are on the left and right side of the recliner, making it easy to move or assisting with converting the recliner to a sleeper.



### 2 Safety Knobs

Safety Knobs are located on the left and right sides of the recliner-sleeper. Either knob can easily convert the recliner to a sleeper and back to a recliner.



### 3 Sleeper

Recliner-Sleeper has an ergonomic sleeping surface with drop down armrests providing an unobstructed sleeping area.



Medegen Recliner-Sleepers are offered in 3 different sizes and 2 colors:

#### SMALL

Chair: L 34" x W 24" x H 39"

Bed: L 77" x W 24" x H 18"

Sleeping surface: L 73" x W 21"

#### MEDIUM

Chair: L 34" x W 27" x H 39"

Bed: L 79" x W 27" x H 18"

Sleeping surface: L 75" x W 22"

#### LARGE

Chair: L 35" x W 30" x H 42"

Bed: L 85" x W 30" x H 18"

Sleeping surface: L 80" x W 24"


BROWN

BEIGE

# RECLINER-SLEEPER *ECHL Series*

## 1 Safety Knobs

Safety Knobs are located on the left and right sides of the recliner-sleeper. Either knob can easily convert the recliner to a sleeper and back to a recliner.



## 2 Operating Handles

Operating Handles are on the left and right side of the recliner, making it easy to move or assisting with converting the recliner to a sleeper.



## 4 Sleeper

The recliner has a mechanical spring making the transition from recliner to sleeping surface effortlessly.




## 5 Sleeping Surface

Recliner-Sleeper has an ergonomic sleeping surface with a built-in head rest.



## 6 Casters

Recliners come with 6 casters, 4 x 1.6" at the base of the recliner and 2 x 3" casters at the rear of the recliner for easy transportation of recliner.



## 7 Arm Rests

Arm rests are stationary and are covered in PVC with soft comfortable foam.

## 3 Storage

Recliner Sleeper has storage in the seat of the recliner. Storage has handles for easy opening and has hinges for safe opening and closing.



**Medegen Recliner-Sleeper series is offered in 3 different colors:**

### Recliner-Sleeper – ECHL Series overall dimensions

Recliner Length: 37.8" Width: 30.7" Height: 37.8"

Overall Sleeper Dimensions: Length: 76" Width: 23.6"

Sleeping Surface Length: 74.8" Width: 23.67"

BROWN

BLACK

BEIGE

# RECLINER-SLEEPER *ECGM Series*



## 1 Safety Knobs

Safety Knobs are located on the left and right sides of the recliner-sleeper. Either knob can easily convert the recliner to a sleeper and back to a recliner.



## 2 Operating Handles

Operating Handles are on the left and right side of the recliner, making it easy to move or assisting with converting the recliner to a sleeper.



## 3 Storage


Recliner Sleeper has storage in the seat of the recliner. Storage has handles for easy opening and has hinges for safe opening and closing.

## 4 Sleeper

The recliner has a mechanical spring making the transition from recliner to sleeping surface effortlessly.

## 5 Sleeping Surface

Recliner-Sleeper has an ergonomic sleeping surface with drop down armrests providing an unobstructed sleeping area.



## 6 Arm Rests

Arm rests are made of soft comfortable foam.



## 7 Casters

Recliners come with 6 casters, 4 x 1.6" at the base of the recliner and 2 x 3" casters at the rear of the recliner for easy transportation of recliner.

**Medegen Recliner-Sleeper series is offered in 3 different colors:**

**Recliner-Sleeper – ECGM Series overall dimensions**

Recliner Length: 36.41" Width: 27.17" Height: 36.6"

Sleeping Surface Length: 74.8" Width: 21.7"

BROWN

BLACK

BEIGE



FDA

