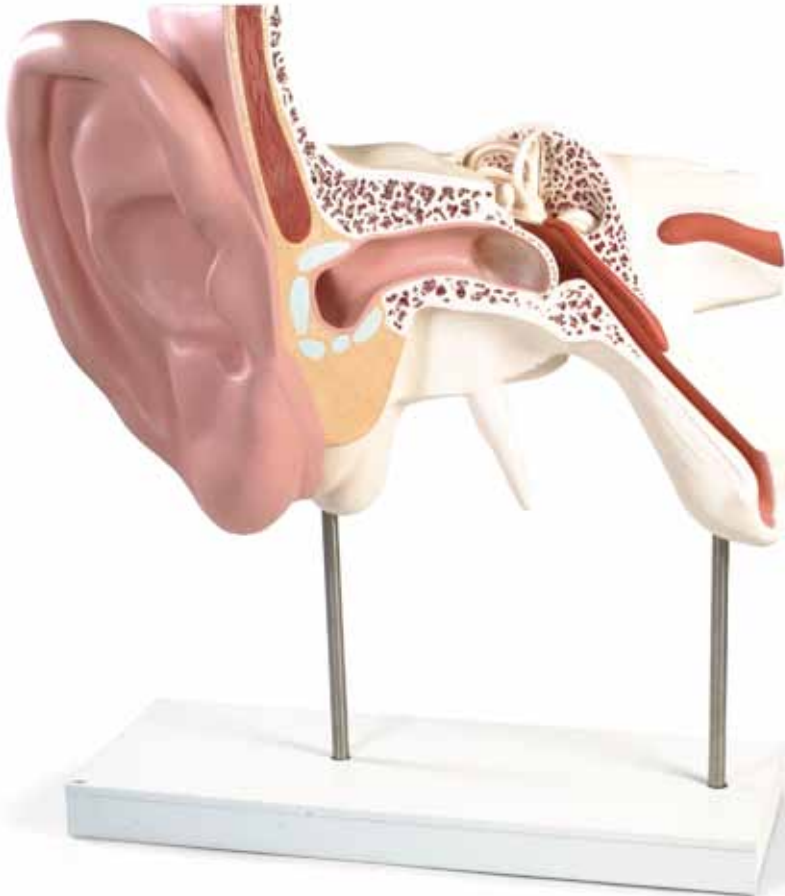




...going one step further



VJ510

(1001266)

The World's Largest Ear, 15 times full-size, 3-part

English

External ear

- 1 Auricle
- 2 External acoustic meatus

Middle ear

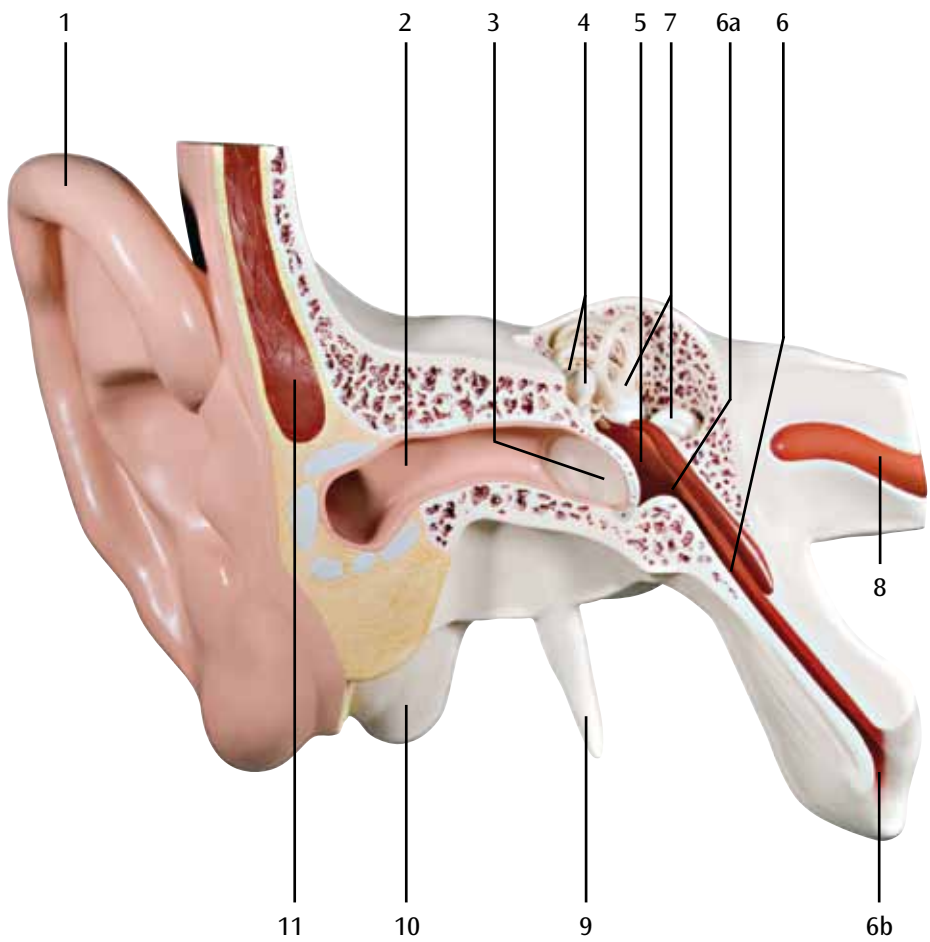
- 3 Tympanic membrane
- 4 Auditory ossicles
- 4a Malleus
- 4b Head of malleus
- 4c Neck of malleus
- 4d Anterior process
- 4e Handle of malleus
- 4f Incus
- 4g Body of incus
- 4h Short limb
- 4i Long limb
- 4k Lenticular process
- 4l Stapes
- 4m Head of stapes
- 4n Anterior limb
- 4o Posterior limb
- 4p Base of stapes
- 5 Tympanic cavity
- 6 Pharyngotympanic tube
- 6a Tympanic opening
- 6b Pharyngeal opening

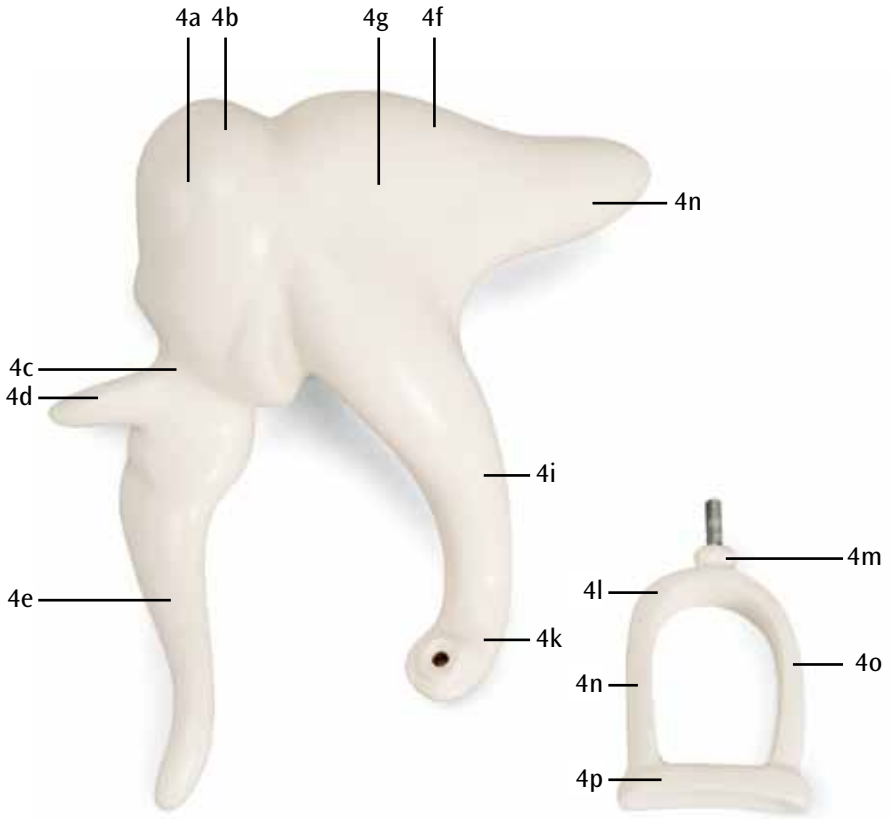
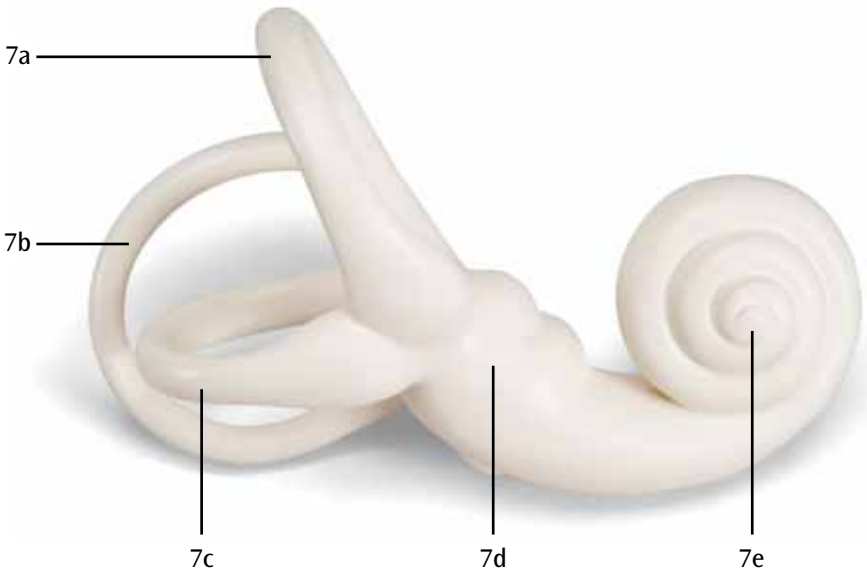
Internal ear

- 7 Vestibulocochlear organ
- 7a Anterior semicircular canal
- 7b Posterior semicircular canal
- 7c Lateral semicircular canal
- 7d Vestibule
- 7e Cochlea

- 8 Internal carotid artery
- 9 Styloid process
- 10 Mastoid process
- 11 Temporalis







3B Scientific



© Copyright 2006 / 2013 for instruction manual and design of product:
3B Scientific GmbH, Germany