





RSD

Radiology Support Devices, Inc.

Res-Mesh Phantom Set



FLUOROSCOPY QA BY RESOLVING MESH PATTERN DETAILS

Ensure optimal resolution performance of your fluoroscopic imaging system with the Res-Mesh Phantom Set. This easy-to-use test tool is designed for routine quality assurance, allowing you to evaluate imaging resolution performance by resolving mesh pattern details. Benchmark resolution and detect deviations early to maintain consistent image quality and identify potential system issues.

Product Features & Benefits

Versatile Resolution Testing: Includes mesh patterns with various line densities (16-60, 30-100, and 60-150 lines per inch) for comprehensive system evaluation

Simple Performance Monitoring: Quickly identify deviations in image quality, indicating potential system deterioration

Durable Construction: Built to withstand regular use while delivering reliable and repeatable results

Maintain Imaging Excellence: Regular testing ensures consistent and high-resolution fluoroscopic images

Early Issue Detection: Spot potential problems before they affect patient outcomes

Streamlined Workflow: User-friendly design simplifies the QA process, saving time and effort

Enhanced System Longevity: Proactive maintenance helps extend the life of your fluoroscopic equipment

Standards Compliance

IEC 61223-3-1: Evaluation and routine testing in medical imaging departments - Part 3-1: Acceptance tests - Imaging performance of X-ray equipment for radiographic and radioscopy systems

Specifications

- Dimensions: 180 mm x 180 mm x 10 mm
- Mesh Patterns: 16-60, 30-100, and 60-150 lines per inch

Accessories

- Comprehensive Product Manual
- Sturdy Carrying Case

Model Number

QA-FDR110: Res-Mesh Phantom Set