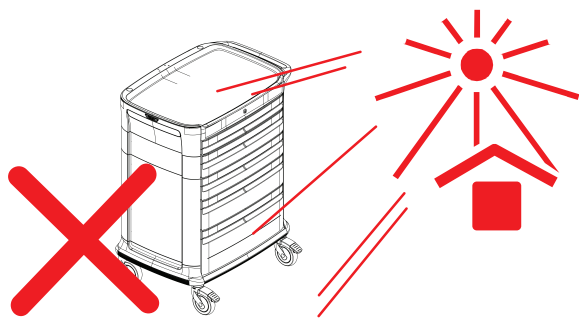


1. Do not open more than one drawer at the same time.
2. Move the cart carefully over obstacles to avoid it tipping over.
3. Do not use the cart on stairs or on outdoor surface
4. Do not force the cart to turn when the caster brake is locked
5. Push the cart using only the designated handle.
6. Do not move the cart when any drawers are open.
7. Do not move the cart by pushing or pulling accessories.
8. Do not move the cart without unlocking the caster brakes.
9. Attention! Remember to lock the caster brakes when you stop/park the cart
10. Attention! Remember to tighten screws when you set up parts and accessories
11. Do not overload the top of the cart.
12. Do not overload the top of the drawers.
13. Attention! Always close.
14. Do not park the cart on the ramp.
15. Do not lean against any open drawers.
16. Do not use excessive force to open the drawers
17. Do not pour cleaning liquid or hot liquid directly on the cart or drawers.

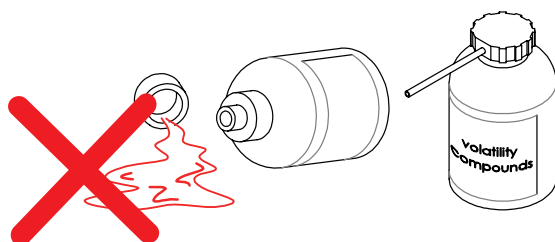
KEEP THE CART AND ACCESSORIES AWAY FROM DIRECT SUNLIGHT




KEEP VOLATILE COMPOUNDS, PESTICIDES, AND STYLING PULVERIZERS AWAY FROM THE CART AND ACCESSORIES.



KEEP CHEMICAL DISSOLVENT OR MENSTRUUM, AND POLISHING COMPOUND AWAY FROM THE CART AND ACCESSORIES.



DO NOT USE A SCRUBBING BRUSH TO SCRAPE OR POLISH THE CART.



- Clean using warm water & neutral detergent on disposable cloth.
- Avoid usage of concentrated bleach, synthetic detergents, solvents, wax polishes or aerosol sprays. [if you have any doubts, please contact us]
- Disinfect – with Chlorine (NaDCC) Disinfectant.
- Do not saturate - use damp cloth only.
- Dry with a lint-free cloth after wiping with clean water.
- No rubbing with scratching cloths or tools.
- **Do not wash in automatic washing machine!**

