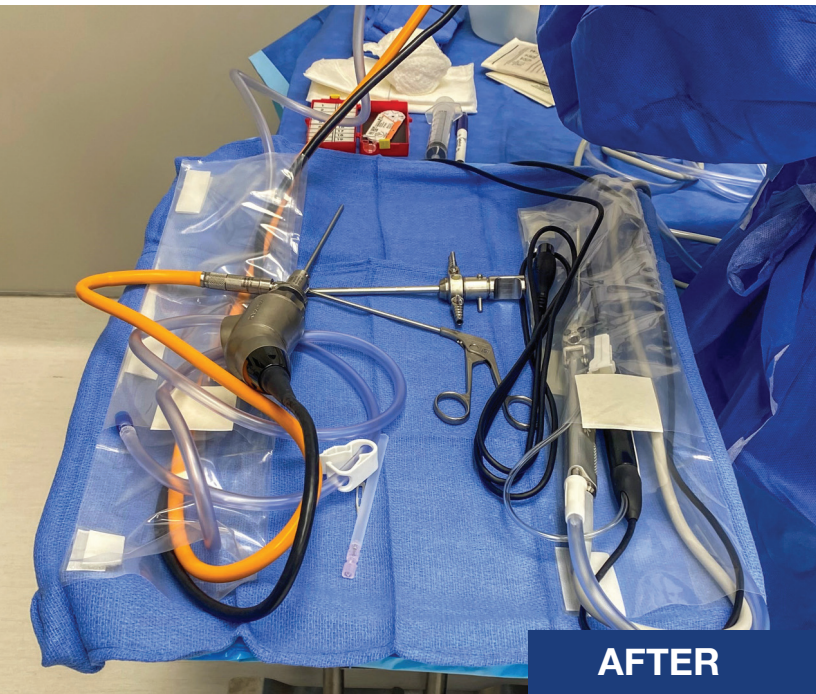


# Cord Management Drape™

The solution to cord chaos.



## PART 6000

Sterile Cord  
Management Drape™

Patent Pending  
4" W x 18" L  
Box of 50

**For more information  
about this product, contact  
Customer Service.**

## Features & Benefits

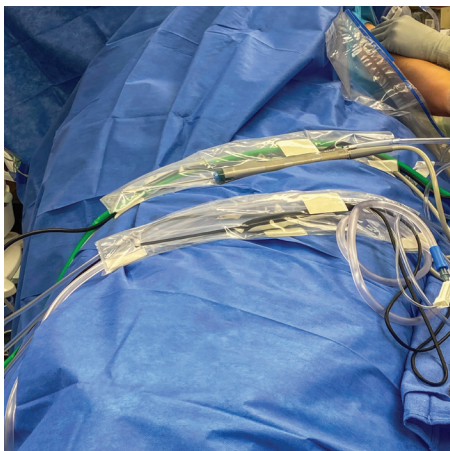
- ⌚ Efficient flow and function of cords during surgery
- ⌚ Open and close system for easy access to cords
- ⌚ Long pocket to secure Bovie / apparatuses
- ⌚ Strong adhesion to drape / mayo
- ⌚ Impervious material to safeguard against contamination
- ⌚ Standardizes set up and tear down
- ⌚ Eliminates the use of metal clamps
- ⌚ Reduces the risk of sterile apparatus replacement during procedure
- ⌚ Shortens OR time



Life-Changing Patient Interface Solutions

Domico Med-Device, LLC

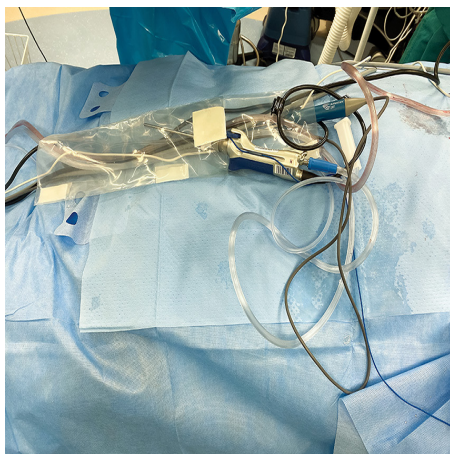
## Application Examples



### Shoulder Arthroscopy

To achieve the lateral position for shoulder arthroscopy, the patient is placed laterally on a standard operating table with the operative shoulder exposed vertically.

For Fowler's position (Beach Chair) Patients are sat up at angles varying from 30-90° above the horizontal plane with appropriate padding and with the head secured in a headrest. Once the patient is draped, The CM Drape will be applied to the patient drape and cords organized similar to lateral position or mayo stand.



### ENT – Stealth Navigation System

It involves the use of an imaging system to guide the surgeon as they navigate the anatomy.

The surgeon uses many probes, shaver, and other apparatuses on the field. Once the patient is draped, the CM Drape will be applied to the patient drape and cords organized as shown.



### Knee Arthroscopy

Patient is supine with leg placed in an arthroscopic leg holder.

The Cord Management Drape will be applied to the mayo stand (Recommended Preset-up) and cords organized as shown.