



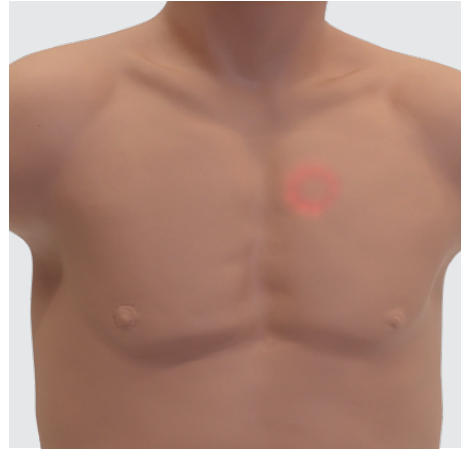
ELEVATE YOUR AUSCULTATION CLASSES

## SAM4 ADULT AUSCULTATION TRAINER

Experience the future of interactive auscultation training with the new SAM4 Adult Auscultation Trainer. Compatible with both Android and iOS smartphones, this innovative device takes your training sessions to the next level.

Connecting your smartphone to SAM4 via Bluetooth is quick and easy. Once connected, you gain access to a diverse array of scenarios from our extensive sound library. Whether you're a student or educator, SAM4 provides all the tools you need for engaging auscultation education and hands-on training.

## NEW FEATURES



### LED LIGHTS

Optional in all auscultation points to help students



### 360° ROTATING BASE

Facilitates demonstration and examination for multiple users



### BLUETOOTH CONTROL

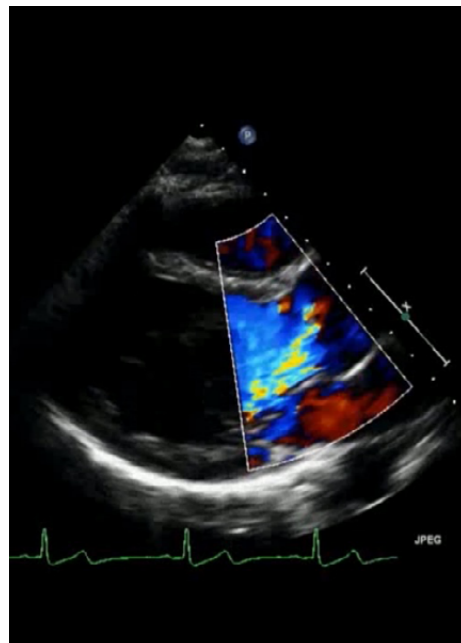
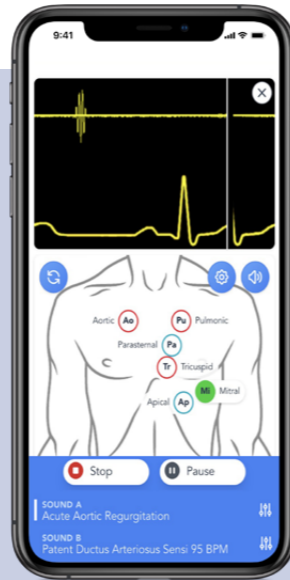
Use your smartphone or tablet\* to control the manikin



### MAIN FEATURES OF SAM4 MANIKIN:


- Includes the extensive Cardionics proprietary library of heart, lung, bowel, and bruit sounds
- Use any stethoscope to listen at anatomically correct auscultation sites
- Customizable to fit specific scenarios and programs
- Portable and light weight
- Ready to use out of the box with no assembly needed
- Easy to use via smartphone or tablet\*\*
- Light and dark skin tones available
- Available in 7 different languages: English, Spanish, German, French, Portuguese, Polish, and Russian

\* Smartphone and tablet not included.  
\*\* SAM4 app is available for Android and iOS devices.



### ECHOCARDIOGRAM

Enhances the comprehension of certain conditions



- 1024553 | SAM4 Light Skin
- 1025087 | SAM4 Dark Skin
- 1025098 | SAM4 Plus Light Skin
- 1025099 | SAM4 Plus Dark Skin

## SIMPLIFYING LEARNING WITH SEAMLESS SETUP

Our user-friendly setup makes it easier than ever before to get started. Simply connect the manikin to a power supply, and with our new App, compatible with Android and iOS devices, you can instantly access a vast library of sounds for hands-on practice.

SAM4 Manikins feature built-in lights at each auscultation point, providing invaluable guidance for students during their exercises. Whether students prefer to listen to the sounds using a real stethoscope or opt for individual practice with Bluetooth external sound devices like earbuds, or even share the experience with a larger audience using a sound box. Elevate medical education with SAM4 Manikins and experience the future of interactive learning today.



	Heart Sounds	Lung Sounds	Bowel Sounds	Bruit Sounds	Heart & Lungs Combined Sounds	Total Sounds	Dynamic Sounds	Real Sounds	Echocardiogram videos
SAM4 Plus	37	26	11	6	9	89	3	35	12
SAM4	37	26	11	6	9	89	-	-	-



### GOOD TO KNOW: COMPREHENSIVE SOUND LIBRARY

- Any stethoscope can be used to listen to and identify sounds located in any of the 15 locations from anterior and posterior auscultation sites
- SAM4 starts with a Library of 89 sounds in the basic version. The advanced version offers additional content (Real Sounds, Dynamic Sounds and Echocardiogram videos)

# SAM4 LIBRARY OF SOUNDS AND VIDEOS

## Bowel

Borborygmus I

Borborygmus II

Chron's Disease

Diarrhea

Hyperactive Codeine

Hypoactive Anesthesia

Hypoactive Post Operative

Irritable Bowel

Normal 20 Year Old

Normal 60 Year Old

Ulcerative Colitis

## Bruit

Aortic Aneurysm

Medium I

Medium II

Mild I

Mild II

Renal Bruit

## Heart

Acute Pericarditis

Aortic Regurgitation

Aortic Regurgitation Acute

Aortic Stenosis and Regurgitation 75 BPM

Aortic Stenosis Mild

Aortic Stenosis Severe With Systolic Thrill

Aortic Stenosis Severe, Example 2

Aortic Stenosis Severe, S2 Absent, Example 1

Atrial Fibrillation

Atrial Septal Defect

Coarctation of the Aorta

Congenital Aortic Stenosis

Congestive Heart Failure

Fourth Heart Sound

Hypertrophic Cardiomyopathy

Innocent Systolic Murmur

Innocent Systolic Murmur Vibratory

Mitral Regurgitation Marked

Mitral Regurgitation Mild

Mitral Stenosis

Mitral Stenosis and Regurgitation 75 BPM

Mitral Valve Prolapse

Normal Heart Sounds 110 BPM

Normal Heart Sounds 60 BPM

Normal Heart Sounds 75 BPM

Normal Heart Sounds 90 BPM

Paradoxical Splitting of Second Sound

## Patent Ductus Arteriosus PDA

Physiological Splitting of Second Sound

Pulmonary Hypertension

Pulmonary Stenosis

Summation Sound

Tetralogy of Fallot

Third Heart Sound

Venous Hum

Ventricular Septal Defect VSD

Ventricular Septal Defect With Systolic Thrill

## Heart & Lung

Aortic Stenosis With Breath

Aortic Stenosis With Crackles

Fourth Heart Sound With Respiration Variation

Mitral Regurgitation With Breath

Mitral Regurgitation With Crackles

Mitral Valve Prolapse With Breath

Normal Heart Sounds with Chronic Bronchitis

Normal Heart Sounds with Expiratory Wheeze

Normal Heart Sounds With Rhoncus

## Lung

Asthma Severe

Atelectasis

Bronchial Breath Sounds

Bronchitis Chronic

Bronchophony 99 Normal

Bronchophony Abnormal 99

Bronchovesicular Breath Sounds

COVID 19

Crackles Fine

Crackles Medium

Crackles Very Coarse

Egophony Abnormal E to A

Egophony Normal E to A

Emphysema

Normal Vesicular Breath Sounds

Pectoriloquy Abnormal 123

Pectoriloquy Whispered 123 Normal

Pleural Rub

Pleural Rub Left Normal Right

Pneumonia Lobar

Pneumothorax

Pulmonary Edema

Stridor

Tactile Fremitus Spoken 99

Wheeze End Expiratory

Wheeze Low Pitched Rhoncus

## ADDITIONAL SOUND LIBRARY FOR SAM4 PLUS

### 3 Dynamic Sounds

Aortic Stenosis and Regurgitation

Mitral Stenosis and Regurgitation

Normal Heart Sound

### 35 Real Sounds

Aortic Septal Defect ASD Sensi 80 BPM

Aortic Stenosis Systolic Murmur Diminished S2 57 BPM

Bronchial Breath Sounds 13 BPM

BronchoVesicular 26 BPM

Central Shunt UM 150 BPM

Congenital Bicuspid Aortic Ejection Sounds Blowing Diastolic Murmur 64 BPM

Fine Crackles 10 BPM

Innocent Systolic Murmur Sensi 85 BPM

Late Inspiratory Crackles 14 BPM

Low Pitched Crackles 24 BPM

Mitral Regurgitation Holosystolic Murmur 48 BPM

Mitral Regurgitation Sensi 95 BPM

Mitral Stenosis Opening Snap 63 BPM

Mitral Valve Prolapse Sensi 90 BPM

MVP Mid Systolic Click 104 BPM

Normal 3rd Heart Sound 91 BPM

Normal Breath Sounds 16 BPM

Normal Heart Sound Sensi 75 BPM

Normal S3 with Systolic Murmur 73 BPM

Normal Split S2 95 BPM

Normal Split S2 with Inspiration 77 BPM

Patent Ductus Arteriosus Sensi 95 BPM

Patent Ductus Arteriosus UM 96 BPM

Physiological Split S2 UM 70 bpm

Pleural Friction Rub 28 BPM

Pulmonary Stenosis & Patent Ductus Arteriosus UM 138 BPM

Pulmonary Stenosis Sensi 88 BPM

RBBB Split S2 1st Degree Heart Block 50 BPM

Restrictive Ventricular Septal Defect UM 72 BPM

Tetralogy of Fallot Sensi 120 BPM

Velcro Crackles 10 BPM

Ventricular Septal Defect Sensi 76 BPM

Ventricular Septal Defect UM 130 BPM

Wheeze High Pitched 16 BPM

Wheeze Low Pitched 34 BPM

### 12 ECHOCARDIOGRAM VIDEOS

