

# BARIATRIC

## SPECIFICATIONS

The Bariatric surgical table series is intended to be used with mobile x-ray units for minimally invasive procedures on patients as large as 1000 lbs.

- Tabletop and Mattress attenuation 2.1mm Al. (+/- .2mm tolerance)
- Table Dimensions: 86"L x 27"W
- Tabletop Material: Carbon fiber skin/foam core with integral facial cut-out
- Tabletop: 84"L x 27"W x 2"T
- 5" Castors have full swivel & wheel lock
- Radiolucent Area: 56"L x 24"W unobstructed
- Mattress: 2" thick (5 cm)
- The H Shaped steel base 63"L x 26"W with Epoxy Finish
- Patient Capacity: 1000lb(454kg)
- Patient Straps: 2
- Hand Control: Activates all motions
- Bellows to cover and protect table motor components
- Twist-lock removeable power cord
- Modular Side Rail System

### Warranty

Surgical Tables Incorporated provides a 4-Year Limited Warranty/4- year warranty on non-electrical parts and 1-year warranty on electrical components. The warranty is only valid to the original purchaser and is not transferable. Surgical Tables Incorporated has the right to assess if mis-use has occurred. In the case of mis-use the warranty is void.

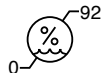
### Systems Requirements for all models:

#### Required Power

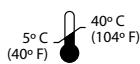
-120V/60HZ



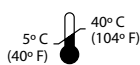
- Protect product from moisture



- Allowable Storage & Operating Humidity: 0-92%



- Allowable Storage Temperature: 0°C(32°F) to + 40°C(104°F)



- Allowable Operating Temperature: up to 40°C (104°F)



## BT 3

### Bariatric Series 3 Move Surgical Table

1. HEIGHT..... 29" TO 37"
  2. LATERAL TILT..... (+/-) 17°
  3. TRENDLENBURG..... (+/-) 12°
- TABLE WEIGHT: 785lbs(356kg)  
Patient Capacity: 1000lbs(453kg)  
**All motions stop at level**

	USA
AC Voltage	120V~
Frequency	60 Hz
AC Current	6.5A
Electric Shock Protection	Class I
Applied Part Rating	Type B
Mode of Operation	10% Duty Cycle 1 min on, 9 minutes off

## BT 4

### Bariatric Series 4 Move Surgical Table

1. HEIGHT..... 31" TO 39"
  2. LATERAL TILT..... (+/-) 17°
  3. TRENDLENBURG..... (+/-) 12°
  4. LONGITUDINAL TRAVEL..... 16" (+/- 5 ")
- TABLE WEIGHT: 835lbs(379kg)  
Patient Capacity: 1000lbs(453kg)  
**All motions stop at level**

	USA
AC Voltage	120V~
Frequency	60 Hz
AC Current	6.5A
Electric Shock Protection	Class I
Applied Part Rating	Type B
Mode of Operation	10% Duty Cycle 1 min on, 9 minutes off

## BT 5

### Bariatric Series 4 Move Surgical Table

1. HEIGHT..... 35" TO 43"
  2. LATERAL TILT..... (+/-) 17°
  3. TRENDLENBURG..... (+/-) 12°
  4. LONGITUDINAL TRAVEL..... 16" (+/- 5 ")
  5. LATERAL TRAVEL..... 10" (+/- 5 ")
- TABLE WEIGHT: 875lbs(397kg)  
Patient Capacity: 1000lbs(453kg)  
**All motions stop at level**

	USA
AC Voltage	120V~
Frequency	60 Hz
AC Current	10A
Electric Shock Protection	Class I
Applied Part Rating	Type B
Mode of Operation	10% Duty Cycle 1 min on, 9 minutes off

\*all angular measurements +/- 2°

\*all linear measurements +/- .25"

\* height measurement is to the top of the carbon fiber top

