

DETECTO®

RESCUE

medical carts



RC333369BLU-L



**COMING TO
THE RESCUE
WHEN LIFE
MATTERS MOST**



RC33669RED

- Available in 5- or 6-drawer models
- Four Colors: Red, Blue, Yellow, and White
- Ergonomic handles provide comfortable, controlled maneuverability
- Push-to-release counter top adds instant extra workspace
- Available in loaded models stocked with accessories

**360-DEGREE
ROTATION FOR
TIGHT CORNERS**

RESCUE

medical carts



RC33669WHT

- Auto-return rail on drawers
- Keyed or EMG breakaway central lock secures all drawers at the same time
- Quality steel cart body construction
- ABS bumpers on each of the 4 corners
- 5-in diameter wheels
- Drawer dimensions:
22.4" x 15.6" /
56.9 cm x 39.6 cm
- Push-to-release countertop dimensions: 10.5" x 11.75" /
26.7 cm x 29.9 cm
- Cart dimensions:
30.5" x 21.3" x 42" /
77.5 cm x 54.1 cm x 106.7 cm



Hygienic, Easy-Clean Design

A smooth, molded ABS countertop allows quick, hygienic wipe-down disinfection between uses. A central locking system secures all drawers simultaneously for added safety and efficiency.



Durable Wheels Securely Lock


Equipped with two parking locks and one steering lock for precise control, the 5-inch heavy-duty casters provide reliable mobility, while ABS corner bumpers protect against impact during daily use.




Flexible Accessory Options

A wide range of optional accessories - including IV poles, cardiac boards, drawer dividers, and more - allows full customization, or choose a pre-stocked configuration equipped for ER or anesthesiology applications.

EMERGENCY ROOM CARTS

	5-Drawer Cart
	Model: RC33669RED
	Description: White Frame with (5) Red 3"/3"/6"/6"/9" Drawers with EMG Lock
	Shipping Wt: 132 lb


	5-Drawer Cart Loaded
	Model: RC33669RED-L
	Description: White Frame Loaded Cart with (5) Red 3"/3"/6"/6"/9" Drawers with EMG Lock
	Included Accessories: IV pole, defibrillator shelf, cardiac board, oxygen tank holder, sharps container holder, and two accessory rails
	Shipping Wt: Cart: 132 lb Accessory Box: 22 lb

	6-Drawer Cart
	Model: RC333369RED
	Description: White Frame with (6) Red 3"/3"/3"/3"/6"/9" Drawers with EMG Lock
	Shipping Wt: 132 lb


	6-Drawer Cart Loaded
	Model: RC333369RED-L
	Description: White Frame Loaded Cart with (6) Red 3"/3"/3"/3"/6"/9" Drawers with EMG Lock
	Included Accessories: IV pole, defibrillator shelf, cardiac board, oxygen tank holder, sharps container holder, and two accessory rails
	Shipping Wt: Cart: 132 lb Accessory Box: 22 lb

GENERAL PURPOSE / UTILITY CARTS


	5-Drawer Cart
	Model: RC33669WHT
	Description: White Frame with (5) White 3"/3"/6"/6"/9" Drawers with Keyed Lock
	Shipping Wt: 132 lb

	6-Drawer Cart
	Model: RC333369WHT
	Description: White Frame with (6) White 3"/3"/3"/3"/6"/9" Drawers with Keyed Lock
	Shipping Wt: 132 lb

ANESTHESIOLOGY CARTS


	5-Drawer Cart
	Model: RC33669BLU
	Description: White Frame with (5) Blue 3"/3"/6"/6"/9" Drawers with Keyed Lock
	Shipping Wt: 132 lb


	5-Drawer Cart Loaded
	Model: RC33669BLU-L
	Description: White Frame Loaded Cart with (5) Blue 3"/3"/6"/6"/9" Drawers with Keyed Lock
	Included Accessories: sharps container holder, catheter holder, waste bin, and two accessory rails
	Shipping Wt: Cart: 132 lb Accessory Box: 18 lb

	6-Drawer Cart
	Model: RC333369BLU
	Description: White Frame with (6) Blue 3"/3"/3"/3"/6"/9" Drawers with Keyed Lock
	Shipping Wt: 132 lb


	6-Drawer Cart Loaded
	Model: RC333369BLU-L
	Description: White Frame with (6) Blue 3"/3"/3"/3"/6"/9" Drawers with Keyed Lock
	Included Accessories: sharps container holder, 12-bin organizer with accessory bridge, catheter holder, waste bin, and two accessory rails
	Shipping Wt: Cart: 132 lb Accessory Box: 18 lb


ISOLATION MEDICAL CARTS


	5-Drawer Cart
	Model: RC33669YEL
	Description: White Frame with (5) Yellow 3"/3"/6"/6"/9" Drawers with Keyed Lock
	Shipping Wt: 132 lb


	6-Drawer Cart
	Model: RC333369YEL
	Description: White Frame with (6) Yellow 3"/3"/3"/3"/6"/9" Drawers with Keyed Lock
	Shipping Wt: 132 lb

ER LOADED CART ACCESSORIES


	Model: CAIP
	Description: Chrome IV Pole
	Dimensions: 12.1 in W x 1.5 in D x 27.6 in H (46.3 in H fully extended) / 30.7 cm W x 3.8 cm D x 70.1 cm H (117.6 cm H fully extended)
	Shipping Wt: 4 lb

	Model: CADS
	Description: Aluminum Defibrillator Shelf
	Dimensions: 13.1 in W (16.4 in W fully extended) x 13.3 in D x 16.1 in H (26 in H fully extended) / 33.3 cm W (41.7 cm W fully extended) x 33.8 cm D x 40.9 cm H (66 cm H fully extended)
	Shipping Wt: 6 lb


	Model: CACB
	Description: Clear Acrylic Cardiac Board with Handle
	Dimensions: 17.3 in W x 0.3 in D x 20.1 in H / 43.9 cm W x 0.8 cm D x 51.1 cm H
	Shipping Wt: 7 lb


	Model: CARCOH
	Description: Oxygen Tank Holder with Accessory Rail
	Dimensions: 5.8 in W x 4.9 in D x 15.9 in H / 14.7 cm W x 12.4 cm D x 40.4 cm H
	Shipping Wt: 4 lb


ER AND ANESTHESIOLOGY LOADED CART ACCESSORY

	Model: CARCDS
	Description: Sharps Container Holder with Accessory Rail
	Dimensions: 11.0 in W x 5.5 in D x 6.4 in H / 27.9 cm W x 14.0 cm D x 16.3 cm H
	Shipping Wt: 2 lb


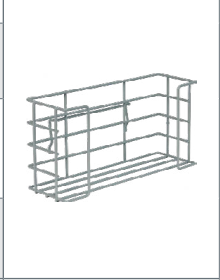





ANESTHESIOLOGY LOADED CART ACCESSORIES

	Model: CAB12
	Description: 12-Bin Organizer with Accessory Bridge
	Dimensions: 23.6 in W x 3.3 in D x 9.8 in H / 60 cm W x 8.4 cm D x 24.9 cm H
	Shipping Wt: 6 lb PLUS 2 lb for accessory bridge

	Model: CARCCH
	Description: Catheter Holder with Accessory Rail
	Dimensions: 4.0 in W x 4.6 in D x 18.9 in H / 10.2 cm W x 11.7 cm D x 48 cm H
	Shipping Wt: 2 lb

	Model: CARCWB
	Description: Waste Bin with Accessory Rail
	Dimensions: 10.4 in W x 7.0 in D x 17.3 in H / 26.4 cm W x 17.8 cm D x 43.9 cm H
	Shipping Wt: 4 lb

ADDITIONAL RESCUE CART ACCESSORIES

	<p>Model: CAB05 Description: 5-Bin Organizer with Accessory Bridge Dimensions: 23.5 in W x 4.8 in D x 5.9 in H / 59.7 cm W x 12.2 cm D x 15 cm H Shipping Wt: 5 lb PLUS 2 lb for accessory bridge</p>		<p>Model: CARCGD Description: Glove Dispenser with Accessory Rail Dimensions: 10.5 in W x 4.5 in D x 5.3 in H / 26.7 cm W x 11.4 cm D x 13.5 cm H Shipping Wt: 2 lb</p>		<p>Model: CARCMB Description: Multi-Storage Bin with Accessory Rail Dimensions: 13.1 in W x 5.6 in D x 7.1 in H / 33.3 cm W x 14.2 cm D x 18 cm H Shipping Wt: 3 lb</p>
	<p>Model: CAPS Description: 50 Red Plastic Seals, Individually Numbered Shipping Wt: 1 lb</p>		<p>Model: CARCDS3 Description: Cart Divider Set for 3" Drawer, Includes 3 short and 3 long dividers for 16 compartment capability Shipping Wt: 2 lb</p>		<p>Model: CARCDS6 Description: Cart Divider Set for 6" Drawer, Includes 2 short and 2 long dividers for 9 compartment capability Shipping Wt: 2 lb</p>
	<p>Model: CARCSMS Description: Suction tray for Rescue Cart Dimensions: 9.5 in W x 16.2 in L / 24.1 cm W x 41.2 cm L Shipping Wt: 2 lb</p>				



RC33333336PED

CUSTOM CARTS AND PEDIATRIC CARTS:

If you don't see a standard medical cart model in this brochure that suits your application, DETECTO can custom build it for your clinical facility. One of our representatives will be happy to discuss your particular needs, and we can provide medical carts built exactly to your specifications.

DETECTO Scale reserves the right to improve, enhance, or modify features and specifications without prior notice.

SOLD BY:



www.universalmedicalinc.com

